

Instruction

Fire Safety & Security









Marking according to EN3-7

Document drafted: J. Dohmen

Process owner: J. Dohmen

NEN-EN 3-7+A1; Portable fire extinguishers - Part 7: Characteristics, performance requirements and test methods
Paragraph 16 of this standards describes how the identification and marking of the portable fire extinguisher has to be arranged.

1	FIRE EXTINGUISHER 12 KG ABC POWDER 55A 233B C	1.5 0.75 0.75
2	 1. REMOVE SAFETY CLIP  2. STRIKE KNOB  3. SQUEEZE NOZZLE LEVER  A  B  C	1
3	Caution	1
4	REFILL AFTER ANY USE. CHECK PERIODICALLY. CHECK CARTRIDGE WEIGHT ANNUALLY. USE ONLY PRODUCTS AND SPARE PARTS IN CONFORMITY WITH THE AGREED MODEL EXTINGUISHING MEDIUM: 12 kg ABC APPROVAL No 413A PROPELLANT 225 g CO ₂ TYPE: X25H TEMPERATURE RANGE: - 20 °C TO + 60 °C	0.5
5	MANUFACTURER	

Instruction

Fire Safety & Security



Marking according to EN3-7

Document drafted: J. Dohmen

Process owner: J. Dohmen

Marking EN3-7+A1

- The marking is according to EN3-7+A1 paragraph 16 (existing out of 5 zones / parts);
- Zone 4 may be placed elsewhere on the extinguisher. If done so this information should be placed directly next to the label in combination with other quality markings;
- The height of the lettering in the marking is described in paragraph 16.2. The instruction in parts 5 specifies following; The production date of manufacture shall be marked somewhere on the portable fire extinguisher. *The indications shall be provided on each product and in a clear, legible and indelible way.*

Dutch Approval Mark / Besluit draagbare blustoestellen 1997

For the Dutch Market are the following requirements implemented:

The marking is according to the Dutch Approval Mark for portable fire extinguishers in zone 4;

- Articles 6, 7, 8 and 9 describes the basic registration requirements and registration for the Dutch Approval Mark;
- Article 9 describes sub registration for the Dutch Approval Mark.

Portable fire extinguishers with no maintenance possible

For the portable fire extinguishers with an aerosol body according to NEN EN 16856 shall have irremovable production date affixed on the body itself. The production date shall have a clear relation to the filling of the body with the extinguishing medium. The maximum lifetime for these products is set at 3 years and 3 months if there is no tangible prove that a longer period without maintenance provides at least a level of safety and reliability which is intended by the NEN-EN 16856.

Name manufacturer / license holder Dutch Approval Mark.

It is possible to incorporate the name of the (sub) license holder or the type name of the extinguisher above in zone 1 of the marking of the portable fire extinguisher.

It is not allowed not make any changes to this marking without the approval of Kiwa NCP.

This because the name of the owner of the approval is the only one to be allowed on the marking or portable fire extinguisher. It shall be clear to the market which party has be addressed in conjunction of the approval of the portable fire extinguisher.

Attaching other names then the listed names to the marking or the portable fire extinguisher is thus not allowed.

To fulfill in the commercial needs in the market to the attachment of a second name to the marking on the portable fire extinguisher is their the possibility of sub-registration according article 9 of the Dutch Approval Mark. This additional marking shall be below zone 5.

Foreign manufactures shall have a Dutch represented (sub license holder) on the marking in zone 5 for service issues.

The current form for registration (new – renewal – subregistration) can be found on the website:

www.rijkstypekeur.nl/aanvraag-typekeur

Instruction

Fire Safety & Security



Marking according to EN3-7

Document drafted: J. Dohmen

Process owner: J. Dohmen

Example of a transfer in Dutch

Brandblusser 6Kg ABC Poeder 55A 233B C	
	Borging wegtrekken
	Knop krachtig indrukken
	Bluspistool richten en inknijpen
<div>A</div> <div>B</div> <div>C</div>	
Geschikt voor gebruik op elektrische installaties tot 1000V op 1m	
<p>Na ieder gebruik hervullen; bij hervulling alleen de producten, onderdelen en drijfgas gebruiken conform de typekeuring. Blustoestel periodiek controleren</p> <div></div> <p>Type: X25H Vulling: 6Kg ABC poeder Drijfgas: 95g CO2 Temperatuurgrenzen: -20C tot +60C</p>	
Vergunning houder:	