



Environmental Product Declaration

as per ISO 14025 and EN 15804+A2

Owner of the declaration: Heidelberg Materials SBC Latvia SIA

Publisher: Kiwa-Ecobility Experts

Programme operator: Kiwa-Ecobility Experts

Registration number: EPD-Kiwa-EE-000368-EN

Issue date: 09.01.2024

Valid to: 09.01.2029

WELDED AND PAINTED STEEL STRUCTURES

Box beams and other steel structures



1. General information

Heidelberg Materials SBC Latvia SIA

Programme operator:

Kiwa-Ecobility Experts
 Kiwa GmbH, Ecobility Experts
 Wattstraße 11-13
 13355 Berlin
 Germany

Declaration number:

EPD-Kiwa-EE-000368-EN

This declaration is based on the Product

Category Rules:

PCR A – General Program Category Rules for Construction Products; version 2.1

PCR B – Product Category Rules for steel construction products, Requirements on the Environmental Product Declarations for steel construction products; version 2020-03-13 (draft)

Issue date:


09.01.2024

Valid to:

09.01.2029



Raoul Mancke
 (Head of programme operations, Kiwa-Ecobility Experts)



Martin Koehrer
 (Verification body, Kiwa-Ecobility Experts)

Welded and painted steel structures

Owner of the declaration:

Heidelberg Materials SBC Latvia SIA
 Zeltiņu iela 130, Mārupe
 Mārupes nov., LV-2167
 Latvia

Declared product / declared unit:

1 metric ton of steel structures

Scope:

The EPD (type: Cradle to gate with options, modules C1-C4 and module D (A1-A4, C, D)) is based on LCA of the custom made welded and painted steel structures (box beams and other structures), manufactured in Mārupe, Latvia. The calculation is based on 1 metric ton of welded and surface treated steel structure with a share of 98,4% (box beams) and 98,8% (other structures) steel materials.

Kiwa-Ecobility Experts shall not be liable with respect to manufacturer information, life cycle assessment data and evidence.

Verification

The standard EN 15804+A2:2019 serves as the core PCR

Independent verification of the declaration and data according to ISO 14025:2010

internally

externally



Elisabet Amat Guasch
 (Third party verifier)

2. Product

2.1 Company description

Heidelberg Materials SBC Latvia SIA – EN 1090 EXC4 certified steel construction producer based in Latvia and having wide and expressive object geography in Europe. Since the founding of the brand in 2004, more than 450 medium and large-scale projects have been implemented.

2.2 Product description

Welded and painted steel structures are customized construction components for many applications, including load-bearing and non-load bearing structures, used in every type of building, including, industrial buildings, agricultural buildings, commercial buildings. The steel structures are manufactured according to EN 1090-2, up to EXC 4, and are CE- marked.

UN CPC code: 421 Structural metal products and parts thereof.

2.3 Application

The products are prefabricated elements and are intended to be used as part of building (e.g. columns, beams, trusses, connections) or various auxiliary instalments like bridge, pylon, structures, indoor and outdoor stairs and other construction elements.

2.4 Technical Data

Technical Parameters – Welded and painted steel structures (box beams and other structures)

Parameter	Value	Unit
Steel material	S355 (according to EN 10025)	-
Dimensions	Vary based on specific project requirements	-
Execution Class (EN 1090)	Up to EXC 4	-
Paint system (thickness of coating)	60 – 360 (as per EN ISO 12944-5)	µm

2.5 Placing on the market / Application rules

Steel structures are manufactured in accordance with the requirements of the harmonized standard for steel structures EN 1090-1 (certification under system 2+). Welding processes are certified according to EN ISO 3834-2 standard. According to the Regulation (EU) No. 305/2011 Construction Products Regulation or CPR, the essential properties of products are declared in the CE marking and Declaration of Performance, which are delivered with the product.

Certifications: ISO 9001, ISO 14001, ISO 45001, ISO 3834, EN 1090. Market: Europe. The Swedish and Norwegian markets are used for modelling A4.

2.6 Base materials

Characteristic	Value		Unit
	Box beams	Other structures	
Type			-
Steel materials *	98,8	98,4	%
Welding consumables	0,7	0,7	%
Coating/ finishing (primer, paint)	0,5	0,9	%
Total sum	100	100	%

Note: * The steel delivered to Heidelberg Materials SBC Latvia SIA is an average amount of steel materials: plates (16%), steel profiles and angle bars (46%), bars, flat bars, square bars, round bars, hollow sections (38%). Thickness of steel materials is 4-50 mm. Hot rolled steel materials have 49,20% secondary content and cold-rolled steel materials have 100% secondary content.

No dangerous substances from the candidate list of SVHC for Authorisation are used in the product.

2.7 Information on biogenic carbon content

Name	Value		Unit
	Box beams	Other structures	
Product	0,00E+00	0,00E+00	kg C
Packaging	4,54E+00	5,92E+00	kg C

Note: 1 kg biogenic carbon is equivalent to 44/12 kg CO₂.

2.8 Manufacturing

The steel structures of industrial and civil objects from SIA Heidelberg Materials SBC Latvia are made according to drawings. The manufacturing route contains the following processes:

- Extraction and delivery of raw materials;
- Cutting (plasma cutting, sawing, drilling etc.);
- Assembling;
- Welding;
- Shot blasting;
- Coating;
- Storage;
- Transportation (delivery of finished products).

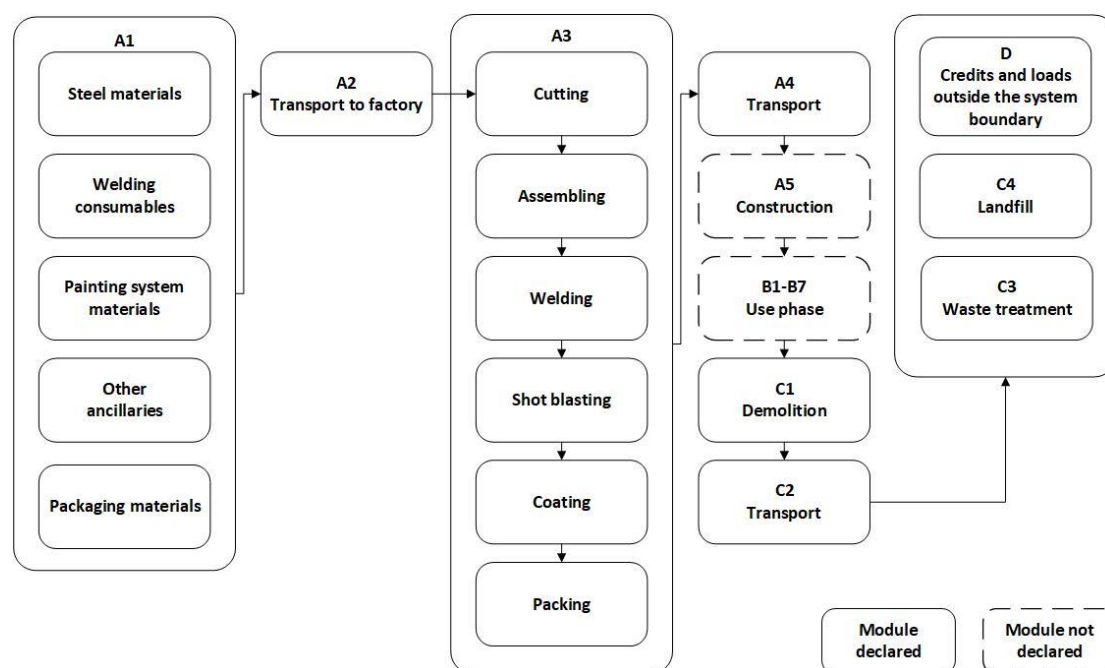


Figure 1: Overview of the production route of welded and painted steel structures (A1-A4, C1-C4, D)

2.9 Packaging

The packaging is based on wooden pallets, re-usable timber spacers/ beams and PET tapes to bind the product. Transportation does not cause any losses, since the products are securely fastened. After use, packaging materials can be re-used or recycled.

2.10 Production waste

The data on generated production waste is recorded as accurately as possible. Thus, the generated production waste is allocated per declared unit.

3. LCA: Calculation rules

3.1 Declared unit

This declaration, including data collection and modeled foreground system including results, represents the production of steel structures in a manufacturing plant located in Mārupe, Latvia (results declared separately for box beams and other structures due to little variations in materials and suppliers of the materials). Product-specific data is based on averages collected from January 2022 to December 2022. In accordance with PCR B (Product Category Rules for steel construction products from the EPD programme of Kiwa Ecobility Experts), one metric ton was chosen as the declared unit for all types of steel structures. Further information for describing the declared unit can be found in the table below.

Description	Value	Unit
Type	Steel structures	-
Declared unit	1	metric ton
Density	7850	kg/m ³
Steel material	S355 (according to EN 10025)	-
Conversion factor to 1 kg	0,001	-

3.2 System boundary

This EPD was created in accordance with the requirements of EN 15804 and includes the Production stage, Transportation to the site and the End-of-life stage. According to EN 15804 this corresponds to product phases A1-A4, C1-C4 and D (EPD type "Cradle to gate with options, modules C1-C4 and module D" (A1-A3, C, D and additional module A4)).

In a typical steel structure manufacturing process, the individual components such as steel materials (hot rolled steel plates, profiles, bars, sections etc.), welding consumables, coating materials (primers, paints), and other ancillary materials are delivered to the production facility. All the raw materials are mainly delivered by inland transport, truck or rail. Until the materials are actually used in production, they are stored in the warehouse. The steel structures of industrial and civil objects are made according to the developed drawings. The following processes are carried out in production: cutting of profiles and sheets, assembly, welding, shot blasting, priming and painting of structures (the paint layer depends on customer requirements) and packing for delivery.

All inputs, including raw materials, primary products, energy, and auxiliary materials as well as the accumulated waste are considered in the assessment. The use of the final product is not within the manufacturer's sphere of influence. Therefore, modules B1-7 have not been considered.

Production stage

A1: This stage considers the extraction and processing of raw materials as well as energy consumption. All installed raw materials of the products were analysed, and the masses were determined. Steel material is given as a sum of different hot-rolled or cold-rolled steel raw materials.

A2: The raw materials are transported to the manufacturing plant. In this case, the model includes relevant transportation of each raw material. Supplier information regarding the transport distances and vehicle type were provided by Heidelberg Materials SBC Latvia SIA or chosen from relevant market profiles or background datasets. Where no precise information on secondary materials, secondary

fuels and waste was not available, secondary content was indicated based on the documentation of the background processes.

A3: This stage includes manufacturing of the products and packing. It also considers the energy consumption and waste generated at the manufacturing site. The national electricity mix of Latvia was taken into account.

Assembly stage

A4: This stage includes transport from the production stockyard to the construction site where the prefabricated product shall be installed. Two scenarios for transportation from Heidelberg Materials SBC Latvia SIA production sites to customers in Sweden (Stockholm) and Norway (Oslo) were developed. The transportation does not cause any losses as products are secured properly.

Vehicle capacity utilization volume may vary, but since transportation emission in total results is small, the variation in load is assumed to be negligible and calculated as an average load factor. Heidelberg Materials SBC Latvia SIA declares the vehicle type not less than EURO 6. Maritime transportation is carried out by ferry from the Ventspils terminal (Latvia) to the Nynashamn terminal (Sweden).

A5: Installation process is not declared. The packaging is not modelled in C-D modules as it is discarded in module A5 which is not declared.

End of life

C1: This module concerns the removal of a steel structure. The demolition process (C1) consumes energy in the form of diesel fuel used by building machines (e.g. lifting cranes, mobile rough terrain crane, forklift).

At the end-of-life, in the demolition phase 100% of the waste is assumed to be collected as separate construction waste.

C2: Transport module concerns transportation to waste processing. All of end-of-life product is assumed to be sent to the closest facilities (C2).

C3 and C4: Waste processing and final disposal are as following: 94% of the end-of-life product is sent to recycling (C3), 5% is re-used and 1 % is landfilled (C4).

D: Due to the recycling potential of the metal, the end-of-life product is mainly converted into recycled raw materials (D). Loads and benefits of recycling, re-use and exported energy are part of module D. The benefits are calculated based on the primary content and the primary equivalent.

All inputs including raw materials, primary products, energy and ancillary materials as well as the accumulated waste are considered in the assessment. The default End-of-life scenarios of the Annex to the NMD Determination method ver. 1.1 (March, 2022) have been used for the product and various materials of ancillaries.

The transportation to the construction site is overviewed based on the data provided by Heidelberg Materials SBC Latvia SIA. The use of the final product is not within the manufacturer's sphere of influence. Therefore, modules B1-B7 have not been considered.

The reference year for collecting data is 2022 (01.2022 – 12.2022). The geographical reference area is Europe or Global and can be seen in the table System boundary.

3.3 Estimates and assumptions

All installed raw materials of the product were analysed, and the masses were determined following the allocation and cut-off requirements. Production-specific energy consumption was measured and provided by Heidelberg Materials SBC Latvia SIA.

Since the production process is quite similar for all of steel products produced at the manufacturing site, the energy consumption, ancillary materials, and production waste were appropriated according to the annual use of steel materials and then declared per 1 metric ton of the products. The total annual production data is recorded to a high standard of accuracy and precision.

The production waste is collected separately. As the product is marketed internationally, no country-specific waste scenario can be considered. Therefore, the waste scenarios of NMD (2022) were adopted.

3.4 Cut-off criteria

The study does not exclude any modules or processes which are stated mandatory in the EN 15804 and applicable PCR. The study does not exclude any hazardous materials or substances included in the Candidate List of Substances of Very High Concern (SVHCs) for authorization with concentrations higher than 0.1% weight by weight. All material flows that contribute to more than 1% of the total mass, energy or environmental impact of the system have been considered in the LCA. It can be assumed that the neglected processes in total contributed less than 5% to the considered impact categories.

The product stage includes materials, energy and waste flows only related to production processes (e.g. energy and water use related to company management and sales activities are excluded where technically possible; production, manufacture, and construction of manufacturing capital goods and infrastructure, other processes which are not directly related to the production of steel structures).

3.5 Background Data

The Life Cycle Assessment was modelled with the R<THiNK software from NIBE. The background data is taken from Ecoinvent version 3.6 (2019) "Allocation, cut-off" database. Geographical reference space of the background data is Europe or Global. Almost all consistent datasets contained in the Ecoinvent database are documented and can be viewed in the online Ecoinvent documentation. The reference year to collect all input data is 2022. The geographical reference area is Europe or Global and can be seen in the System description boundary table.

3.6 Data quality

In the operating data survey, all relevant process-specific data has been collected. The data relating to the production phase of the steel structures were determined by Heidelberg Materials SBC Latvia SIA.

Secondary data was taken from the Ecoinvent 3.6 (2019) database. The database is regularly checked and thus complies with the requirements of ISO 14040/44 (background data is not older than 10 years). The background data meets the requirements of EN 15804.

The general rule has been followed that specific data from specific production processes or average data derived from specific processes must be given priority when calculating an EPD or Life Cycle Assessment. Data for processes that the manufacturer can not influence or choose, were backed up with generic data.

3.7 Period Under review

All process-specific data was collected for the production year 2022. The quantities of raw and ancillary materials as well as energy consumption, have been recorded and averaged over the entire operating year 2022.

3.8 Allocation

There are no co-products in the raw material supply phase, so no allocation methods were used at this stage. There are no allocations during the manufacturing phase at the plant. Appropriation or attribution of inputs and outputs, e.g. auxiliary materials, energy (utilities), waste has been done on the basis of production volumes in 2022 (reference year).

The background data is taken from Ecoinvent version 3.6 (2019) Allocation, cut-off library. Almost all consistent datasets contained in the Ecoinvent database is documented and can be viewed in the online Ecoinvent documentation. Allocation principles in the background are in compliance with the foreground. Specific information on allocations within the background data can be found in the Ecoinvent database version 3.6 (2019) document.

3.9 Calculation methods

For life cycle assessment, the calculation methods described in ISO 14040 have been applied. The evaluation is based on the phases in the system boundaries.

3.10 Mix of electricity and CO₂-Certificates

The electricity mix (medium voltage) was chosen, using the country-specific market dataset (Latvia) from the background database. Reference year of the dataset 2019, reference year of the electricity mix is at least 2012. The Ecoinvent profile used for the gridmix includes the imported energy and excludes the exported energy.

3.11 Comparability

EPD of construction products may not be comparable if they do not comply with the requirements of EN 15804. Basically, a comparison or an evaluation of EPD data is only possible if all the data sets to be compared were created according to EN 15804 and the building context, respectively the product-specific characteristics of performance, are considered.

3.12 Reference Service Life (RSL)

The reference service life for the steel structures is set at 50 years. It should be noted that the Use stage with modules B1-B5 is not declared.

4. LCA: Scenarios and additional technical information

Module A4: This stage includes transport from the production stockyard to the construction site where the prefabricated product shall be installed. Transportation is calculated based on data from the manufacturer and scenarios with parameters described in the following tables.

Transport from the production site to the construction site (A4) – Sweden scenario

Parameter	Vehicle type	Distance
Truck	Lorry (Truck) 16-32t, EURO6 market for (EU)*	250 km**
Maritime	Ship/ Transoceanic freight ship, containers*	283 km***

Notes:

* Data for transport is calculated for an average load factor, including empty return trips

** Total distance by truck: from the manufacturing site (Mārupe, Latvia) to the terminal located in Ventspils, Latvia (190 km) and from the port in Nynashamn, Sweden, to the construction site in Stockholm, Sweden (60 km).

*** Total distance by ship: Ventspils – Nynashamn.

Transport from the production site to the construction site (A4) – Norway scenario

Parameter	Vehicle type	Distance
Truck	Lorry (Truck) 16-32t, EURO6 market for (EU)*	740 km**
Maritime	Ship/ Transoceanic freight ship, containers*	283 km***

Notes:

* Data for transport is calculated for an average load factor, including empty return trips

** Total distance by truck: from the manufacturing site (Mārupe, Latvia) to the terminal located in Ventspils, Latvia (190 km) and from the port in Nynashamn, Sweden, to the construction site in Oslo, Norway (550 km).

*** Total distance by ship: Ventspils – Nynashamn.

Module A5: not declared.

Modules B1 to B7: not declared. In normal use scenario, it is assumed that no maintenance (B2), repair (B3), replacement (B4) and refurbishment (B5) are needed.

C1: This module concerns the removal of a steel structure. The demolition process (C1) consumes energy in the form of diesel fuel used by building machines (e.g. lifting cranes, mobile rough terrain crane, forklift). According to Erlandsson, M. and Pettersson D. (2015) energy consumption of a demolition process is on average 12 kWh/t.

At the End-of-life, C2 - C4 and D, it is assumed that steel material is separated after deconstruction. A waste scenario according to the Dutch National Environmental Database (NMD) is applied: Steel, construction profiles, where 94% of steel material is recycled, 5% is reused and 1% landfilled.

All end-of-life products are assumed to be sent to the closest facilities (C2).

Transport to waste processing (C2)

Parameter	Vehicle type	Distance
Truck*	Transport, freight, lorry, unspecified	Landfill: 100 km; Incineration: 150 km; Recycling: 50 km; Re-Use: 0 km

Note: * For all transports, the environmental profile of a non-specific truck transport was used (conservative assumption): The vehicle operates with diesel, and it provides a fleet average that includes different lorry classes as well as EURO classes. This transport used an average load factor, including empty return trips.

End of life (C1, C3, C4)

Name	Value		
Type	Box beams	Other structures	Unit
Collected separately waste type	1000,00	1000,00	kg
Collected as mixed construction waste	0,00	0,00	kg
Re-use	50,00	50,00	kg
Recycle	940,00	940,00	kg
Energy recovery	0,00	0,00	kg
Landfilling	10,00	10,00	kg

The scenarios included are currently in use and are the most representative scenarios. End of life treatment is based on current practices taking place in Europe.

Benefits and loads beyond the system boundary (D)

Name	Value		
Type	Box beams	Other structures	Unit
Substitution of electricity	0,00	0,00	MJ
Substitution of thermal energy	0,00	0,00	MJ
Substitution of raw materials	495,99	325,41	kg

The benefits of avoided materials are calculated based on the primary content and the primary equivalent.

5. LCA: Results

This Life cycle assessment is made for EPD type "Cradle to gate with options, modules C1-C4 and module D". The Environmental Product Declaration analyses the Production stage (A1-A4), the End-of-life stage (C1-C4) and the Benefits and Loads beyond the system boundary (D).

System boundary description

Description of the system boundary																	
Product stage			Construction process stage		Use stage								End of life stage				Benefits and loads beyond the system boundaries
Raw material supply	Transport	Manufacturing	Transport from manufacturer to place of use	Construction-installation process	Use	Maintenance	Repair	Replacement	Refurbishment	Operational energy use	Operational water use	De-construction / demolition	Transport	Waste processing	Disposal	Reuse-Recovery-Recycling-potential	
A1	A2	A3	A4	A5	B1	B2	B3	B4	B5	B6	B7	C1	C2	C3	C4	D	
X	X	X	X	MND	MND	MND	MND	MND	MND	MND	MND	X	X	X	X	X	
Geography																	
EU	EU	LV	EU	-	-	-	-	-	-	-	-	EU	EU	EU	EU	EU	
X=Module declared MND=Module not declared																	

All major materials, production energy use and waste are included for phases A1, A2, A3, A4, C1, C2, C3 and C4. Use stage B1-B7 is not relevant for this type of product and is not declared.

Disclaimer on ADP-e, ADP-f, WDP, ETP-fw, HTP-c, HTP-nc, SQP: The results of these environmental impact indicators must be used with caution, as the uncertainties in these results are high or as there is limited experience with the indicator.

Disclaimer on IR: This impact category mainly addresses the potential effect of low dose ionizing radiation on human health in the nuclear fuel cycle. It does not consider effects due to possible nuclear accidents and occupational exposures, nor does it consider radioactive waste disposal in underground facilities. Potential ionizing radiation from soil, radon, and some building materials is also not measured by this indicator.

The following tables show the results of the impact assessment indicators, resource use, waste and other output streams. The results presented refer to the declared average product.

5.1 Results of the LCA for Welded and painted steel structures – box beams

Results of the LCA – Environmental impact: 1 metric ton of box beams											
Parameter	Unit	A1	A2	A3	A4 SWE	A4 NOR	C1	C2	C3	C4	D
Core environmental impact indicators (EN 15804)											
ADP-f	MJ	2,21E+04	4,64E+03	2,77E+03	6,58E+02	1,88E+03	4,96E+01	9,77E+01	7,74E+02	1,47E+00	-5,30E+03
ADP-mm	kg Sb-eqv.	2,97E-02	8,33E-03	1,66E-03	1,16E-03	3,39E-03	5,53E-06	1,64E-04	9,41E-05	4,82E-07	-4,87E-04
AP	mol H+ eqv.	9,65E+00	1,26E+00	7,76E-01	2,06E-01	4,38E-01	3,77E-02	3,76E-02	5,73E-01	5,00E-04	-2,90E+00
EP-fw	kg P eqv.	1,15E-01	2,42E-03	5,57E-03	3,41E-04	9,86E-04	1,31E-05	6,53E-05	3,57E-04	5,90E-07	-2,66E-02
EP-m	kg N eqv.	2,02E+00	3,73E-01	1,76E-01	4,50E-02	9,09E-02	1,67E-02	1,32E-02	2,50E-01	1,72E-04	-5,38E-01
EP-T	mol N eqv.	2,14E+01	4,13E+00	1,80E+00	5,02E-01	1,02E+00	1,83E-01	1,46E-01	2,75E+00	1,90E-03	-6,31E+00
GWP-b	kg CO2 eqv.	-4,03E+00	1,64E-01	-1,72E+01	2,14E-02	6,48E-02	1,00E-03	2,99E-03	5,98E-02	1,04E-04	7,43E+00
GWP-f	kg CO2 eqv.	1,90E+03	3,08E+02	1,78E+02	4,39E+01	1,25E+02	3,61E+00	6,48E+00	5,55E+01	5,27E-02	-7,38E+02
GWP-luluc	kg CO2 eqv.	1,28E+01	1,08E-01	6,22E+00	1,65E-02	4,53E-02	2,84E-04	2,37E-03	7,73E-03	1,47E-05	4,97E-01
GWP-total	kg CO2 eqv.	1,91E+03	3,08E+02	1,66E+02	4,40E+01	1,25E+02	3,61E+00	6,48E+00	5,55E+01	5,28E-02	-7,30E+02
ODP	kg CFC 11 eqv.	1,20E-04	6,99E-05	2,48E-05	9,92E-06	2,83E-05	7,79E-07	1,43E-06	1,18E-05	2,17E-08	-1,91E-05
POCP	kg NMVOC eqv.	9,10E+00	1,26E+00	5,48E-01	1,62E-01	3,59E-01	5,02E-02	4,17E-02	7,55E-01	5,51E-04	-4,19E+00
WDP	m3 world eqv.	6,21E+02	1,29E+01	3,97E+01	1,82E+00	5,28E+00	6,65E-02	3,50E-01	1,34E+00	6,60E-02	-1,35E+02
Additional environmental impact indicators (EN 15804)											
ETP-fw	CTUe	7,98E+04	3,71E+03	2,95E+03	5,25E+02	1,51E+03	2,99E+01	8,71E+01	4,70E+02	9,55E-01	-2,48E+04
HTP-c	CTUh	1,58E-05	1,04E-07	5,65E-07	1,55E-08	4,29E-08	1,05E-09	2,83E-09	1,64E-08	2,21E-11	-3,36E-07
HTP-nc	CTUh	1,88E-04	4,05E-06	1,10E-05	5,47E-07	1,58E-06	2,57E-08	9,53E-08	4,04E-07	6,79E-10	1,32E-04
IR	kBq U235 eqv.	5,76E+01	2,03E+01	9,08E+00	2,87E+00	8,22E+00	2,13E-01	4,09E-01	3,45E+00	6,04E-03	1,13E+01
PM	disease incidence	1,72E-04	2,14E-05	1,01E-05	2,71E-06	7,86E-06	1,00E-06	5,83E-07	1,50E-05	9,72E-09	-4,42E-05
SQP	Pt	7,69E+03	3,20E+03	3,99E+03	4,41E+02	1,30E+03	6,33E+00	8,47E+01	1,16E+02	3,09E+00	-1,83E+03
ADP-e =Depletion of abiotic resources-elements ADP-f =Depletion of abiotic resources-fossil fuels AP =Acidification of soil and water EP-fw =Eutrophication, freshwater EP-m =Eutrophication marine EP-T =Eutrophication, terrestrial GWP-b =Global warming potential - Biogenic GWP-f =Global warming potential - Fossil GWP-luluc =Global warming potential - Land use and land use change GWP-total =Global warming potential ODP =Ozone layer depletion POCP =Photochemical oxidants creation WDP =Water use ETP-fw =Ecotoxicity, freshwater HTP-c =Human toxicity, cancer HTP-nc =Human toxicity, non-cancer IR =Ionising radiation, human health PM =Particulate Matter SQP =Land use											

Resource use and environmental information: 1 metric ton of box beams											
Parameter	Unit	A1	A2	A3	A4 SWE	A4 NOR	C1	C2	C3	C4	D
PERE	MJ	2,08E+03	6,55E+01	6,55E+02	9,16E+00	2,67E+01	2,68E-01	1,22E+00	9,86E+00	1,19E-02	-6,90E+00
PERM	MJ	0,00E+00	0,00E+00	1,42E+02	0,00E+00	0,00E+00	0,00E+00	0,00E+00	0,00E+00	0,00E+00	0,00E+00
PERT	MJ	2,08E+03	6,55E+01	7,97E+02	9,16E+00	2,67E+01	2,68E-01	1,22E+00	9,86E+00	1,19E-02	-6,90E+00
PENRE	MJ	2,35E+04	4,93E+03	2,99E+03	6,99E+02	2,00E+03	5,27E+01	1,04E+02	8,21E+02	1,56E+00	-5,50E+03
PENRM	MJ	3,08E+01	0,00E+00	1,75E+01	0,00E+00	0,00E+00	0,00E+00	0,00E+00	0,00E+00	0,00E+00	0,00E+00
PENRT	MJ	2,35E+04	4,93E+03	3,01E+03	6,99E+02	2,00E+03	5,27E+01	1,04E+02	8,21E+02	1,56E+00	-5,50E+03
SM	Kg	4,94E+02	0,00E+00	1,56E+01	0,00E+00	0,00E+00	0,00E+00	0,00E+00	9,40E+02	0,00E+00	1,82E-02
RSF	MJ	0,00E+00	0,00E+00	0,00E+00	0,00E+00	0,00E+00	0,00E+00	0,00E+00	0,00E+00	0,00E+00	0,00E+00
NRSF	MJ	0,00E+00	0,00E+00	0,00E+00	0,00E+00	0,00E+00	0,00E+00	0,00E+00	0,00E+00	0,00E+00	0,00E+00
FW	m3	1,96E+01	4,89E-01	1,33E+00	6,85E-02	1,99E-01	2,56E-03	1,19E-02	6,41E-02	1,57E-03	-2,60E+00
HWD	Kg	1,03E-01	1,22E-02	3,34E-03	1,67E-03	4,87E-03	1,35E-04	2,48E-04	2,04E-03	2,20E-06	-8,76E-02
NHWD	kg	7,49E+02	2,22E+02	3,71E+01	3,04E+01	8,99E+01	5,88E-02	6,20E+00	9,90E-01	1,00E+01	-6,98E+01
RWD	kg	5,47E-02	3,16E-02	9,06E-03	4,49E-03	1,28E-02	3,45E-04	6,42E-04	5,37E-03	9,67E-06	3,48E-03
CRU	kg	0,00E+00	0,00E+00	0,00E+00	0,00E+00	0,00E+00	0,00E+00	0,00E+00	5,00E+01	0,00E+00	0,00E+00
MFR	kg	0,00E+00	0,00E+00	3,10E+01	0,00E+00	0,00E+00	0,00E+00	0,00E+00	0,00E+00	0,00E+00	0,00E+00
MER	kg	0,00E+00	0,00E+00	0,00E+00	0,00E+00	0,00E+00	0,00E+00	0,00E+00	0,00E+00	0,00E+00	0,00E+00
EET	MJ	0,00E+00	0,00E+00	0,00E+00	0,00E+00	0,00E+00	0,00E+00	0,00E+00	0,00E+00	0,00E+00	3,85E+01
EEE	MJ	0,00E+00	0,00E+00	0,00E+00	0,00E+00	0,00E+00	0,00E+00	0,00E+00	0,00E+00	0,00E+00	2,24E+01

PERE=renewable primary energy ex. raw materials | PERM=renewable primary energy used as raw materials | PERT=renewable primary energy total | PENRE=non-renewable primary energy ex. raw materials | PENRM=non-renewable primary energy used as raw materials | PENRT=non-renewable primary energy total | SM=use of secondary material | RSF=use of renewable secondary fuels | NRSF=use of non-renewable secondary fuels | FW=use of net fresh water | HWD=hazardous waste disposed | NHWD=non-hazardous waste disposed | RWD=radioactive waste disposed | CRU=Components for re-use | MFR=Materials for recycling | MER=Materials for energy recovery | EET=Exported Energy Thermic | EEE=Exported Energy Electric

5.2 Results of the LCA for Welded and painted steel structures – other steel structures

Results of the LCA – Environmental impact: 1 metric ton of other steel structures											
Parameter	Unit	A1	A2	A3	A4 SWE	A4 NOR	C1	C2	C3	C4	D
Core environmental impact indicators (EN 15804)											
ADP-f	MJ	2,01E+04	5,10E+03	3,91E+03	6,60E+02	1,89E+03	4,96E+01	9,77E+01	7,74E+02	1,47E+00	-3,52E+03
ADP-mm	kg Sb-equiv.	2,31E-02	9,16E-03	3,13E-03	1,16E-03	3,40E-03	5,53E-06	1,64E-04	9,41E-05	4,82E-07	-3,28E-04
AP	mol H+ eqv.	8,01E+00	1,38E+00	1,15E+00	2,07E-01	4,40E-01	3,77E-02	3,76E-02	5,73E-01	5,00E-04	-1,94E+00
EP-fw	kg P eqv.	9,72E-02	2,66E-03	9,56E-03	3,41E-04	9,89E-04	1,31E-05	6,53E-05	3,57E-04	5,90E-07	-1,77E-02
EP-m	kg N eqv.	1,70E+00	4,10E-01	2,64E-01	4,51E-02	9,12E-02	1,67E-02	1,32E-02	2,50E-01	1,72E-04	-3,60E-01
EP-T	mol N eqv.	1,78E+01	4,54E+00	2,72E+00	5,03E-01	1,02E+00	1,83E-01	1,46E-01	2,75E+00	1,90E-03	-4,24E+00
GWP-b	kg CO2 eqv.	-1,19E+01	1,81E-01	-2,25E+01	2,14E-02	6,50E-02	1,00E-03	2,99E-03	5,98E-02	1,04E-04	4,90E+00
GWP-f	kg CO2 eqv.	1,59E+03	3,38E+02	2,51E+02	4,41E+01	1,25E+02	3,61E+00	6,48E+00	5,55E+01	5,27E-02	-4,90E+02
GWP-luluc	kg CO2 eqv.	2,87E+01	1,18E-01	7,93E+00	1,66E-02	4,54E-02	2,84E-04	2,37E-03	7,73E-03	1,47E-05	3,26E-01
GWP-total	kg CO2 eqv.	1,60E+03	3,39E+02	2,37E+02	4,41E+01	1,25E+02	3,61E+00	6,48E+00	5,55E+01	5,28E-02	-4,85E+02
ODP	kg CFC 11 eqv.	1,14E-04	7,69E-05	3,40E-05	9,95E-06	2,84E-05	7,79E-07	1,43E-06	1,18E-05	2,17E-08	-1,28E-05
POCP	kg NMVOC eqv.	7,38E+00	1,39E+00	8,61E-01	1,63E-01	3,60E-01	5,02E-02	4,17E-02	7,55E-01	5,51E-04	-2,79E+00
WDP	m3 world eqv.	7,01E+02	1,42E+01	7,54E+01	1,82E+00	5,29E+00	6,65E-02	3,50E-01	1,34E+00	6,60E-02	-9,00E+01
Additional environmental impact indicators (EN 15804)											
ETP-fw	CTUe	5,89E+04	4,09E+03	4,96E+03	5,26E+02	1,51E+03	2,99E+01	8,71E+01	4,70E+02	9,55E-01	-1,66E+04
HTP-c	CTUh	1,42E-05	1,15E-07	1,25E-06	1,56E-08	4,30E-08	1,05E-09	2,83E-09	1,64E-08	2,21E-11	-2,24E-07
HTP-nc	CTUh	2,33E-04	4,46E-06	2,77E-05	5,49E-07	1,59E-06	2,57E-08	9,53E-08	4,04E-07	6,79E-10	8,79E-05
IR	kBq U235 eqv.	6,53E+01	2,23E+01	1,42E+01	2,88E+00	8,24E+00	2,13E-01	4,09E-01	3,45E+00	6,04E-03	7,51E+00
PM	disease incidence	1,42E-04	2,36E-05	1,69E-05	2,72E-06	7,88E-06	1,00E-06	5,83E-07	1,50E-05	9,72E-09	-2,95E-05
SQP	Pt	7,78E+03	3,52E+03	5,13E+03	4,42E+02	1,30E+03	6,33E+00	8,47E+01	1,16E+02	3,09E+00	-1,63E+03
ADP-e=Depletion of abiotic resources-elements ADP-f=Depletion of abiotic resources-fossil fuels AP=Acidification of soil and water EP-fw =Eutrophication, freshwater EP-m=Eutrophication marine EP-T=Eutrophication, terrestrial GWP-b=Global warming potential - Biogenic GWP-f=Global warming potential - Fossil GWP-luluc=Global warming potential - Land use and land use change GWP-total=Global warming potential ODP=Ozone layer depletion POCP=Photochemical oxidants creation WDP=Water use ETP-fw=Ecotoxicity, freshwater HTP-c=Human toxicity, cancer HTP-nc=Human toxicity, non-cancer IR=Ionising radiation, human health PM=Particulate Matter SQP=Land use											

Resource use and environmental information: 1 metric ton of other steel structures											
Parameter	Unit	A1	A2	A3	A4 SWE	A4 NOR	C1	C2	C3	C4	D
PERE	MJ	2,10E+03	7,20E+01	8,12E+02	9,19E+00	2,67E+01	2,68E-01	1,22E+00	9,86E+00	1,19E-02	-9,02E+01
PERM	MJ	0,00E+00	0,00E+00	1,81E+02	0,00E+00	0,00E+00	0,00E+00	0,00E+00	0,00E+00	0,00E+00	0,00E+00
PERT	MJ	2,10E+03	7,20E+01	9,94E+02	9,19E+00	2,67E+01	2,68E-01	1,22E+00	9,86E+00	1,19E-02	-9,02E+01
PENRE	MJ	2,14E+04	5,42E+03	4,22E+03	7,01E+02	2,00E+03	5,27E+01	1,04E+02	8,21E+02	1,56E+00	-3,66E+03
PENRM	MJ	9,24E+00	0,00E+00	4,70E+00	0,00E+00	0,00E+00	0,00E+00	0,00E+00	0,00E+00	0,00E+00	0,00E+00
PENRT	MJ	2,14E+04	5,42E+03	4,22E+03	7,01E+02	2,00E+03	5,27E+01	1,04E+02	8,21E+02	1,56E+00	-3,66E+03
SM	Kg	6,65E+02	0,00E+00	5,47E+01	0,00E+00	0,00E+00	0,00E+00	0,00E+00	9,40E+02	0,00E+00	1,80E-02
RSF	MJ	0,00E+00	0,00E+00	0,00E+00	0,00E+00	0,00E+00	0,00E+00	0,00E+00	0,00E+00	0,00E+00	0,00E+00
NRSF	MJ	0,00E+00	0,00E+00	0,00E+00	0,00E+00	0,00E+00	0,00E+00	0,00E+00	0,00E+00	0,00E+00	0,00E+00
FW	m3	2,13E+01	5,38E-01	2,44E+00	6,87E-02	2,00E-01	2,56E-03	1,19E-02	6,41E-02	1,57E-03	-1,73E+00
HWD	Kg	7,88E-02	1,34E-02	5,49E-03	1,67E-03	4,88E-03	1,35E-04	2,48E-04	2,04E-03	2,20E-06	-5,82E-02
NHWD	kg	5,94E+02	2,44E+02	7,54E+01	3,05E+01	9,01E+01	5,88E-02	6,20E+00	9,90E-01	1,00E+01	-4,65E+01
RWD	kg	6,10E-02	3,48E-02	1,44E-02	4,50E-03	1,29E-02	3,45E-04	6,42E-04	5,37E-03	9,67E-06	2,28E-03
CRU	kg	0,00E+00	0,00E+00	0,00E+00	0,00E+00	0,00E+00	0,00E+00	0,00E+00	5,00E+01	0,00E+00	0,00E+00
MFR	kg	0,00E+00	0,00E+00	8,12E+01	0,00E+00	0,00E+00	0,00E+00	0,00E+00	0,00E+00	0,00E+00	0,00E+00
MER	kg	0,00E+00	0,00E+00	0,00E+00	0,00E+00	0,00E+00	0,00E+00	0,00E+00	0,00E+00	0,00E+00	0,00E+00
EET	MJ	0,00E+00	0,00E+00	0,00E+00	0,00E+00	0,00E+00	0,00E+00	0,00E+00	0,00E+00	0,00E+00	4,95E+01
EEE	MJ	0,00E+00	0,00E+00	0,00E+00	0,00E+00	0,00E+00	0,00E+00	0,00E+00	0,00E+00	0,00E+00	2,87E+01

PERE=renewable primary energy ex. raw materials | PERM=renewable primary energy used as raw materials | PERT=renewable primary energy total | PENRE=non-renewable primary energy ex. raw materials | PENRM=non-renewable primary energy used as raw materials | PENRT=non-renewable primary energy total | SM=use of secondary material | RSF=use of renewable secondary fuels | NRSF=use of non-renewable secondary fuels | FW=use of net fresh water | HWD=hazardous waste disposed | NHWD=non-hazardous waste disposed | RWD=radioactive waste disposed | CRU=Components for re-use | MFR=Materials for recycling | MER=Materials for energy recovery | EET=Exported Energy Thermic | EEE=Exported Energy Electric

6. LCA: Interpretation

The following figures show the influence of different life stages for the steel structures of different type, box beams and other structures, accordingly. The results are shown with A4 transportation to construction site in Stockholm, Sweden.

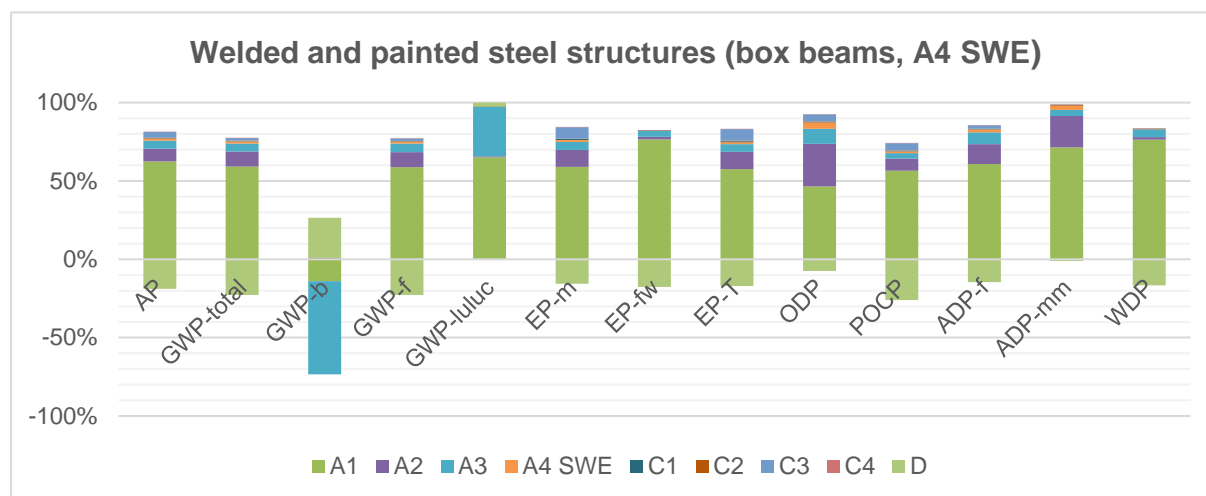


Figure 2: Influence of the modules on the environmental core indicators (box beams, A4 Sweden)

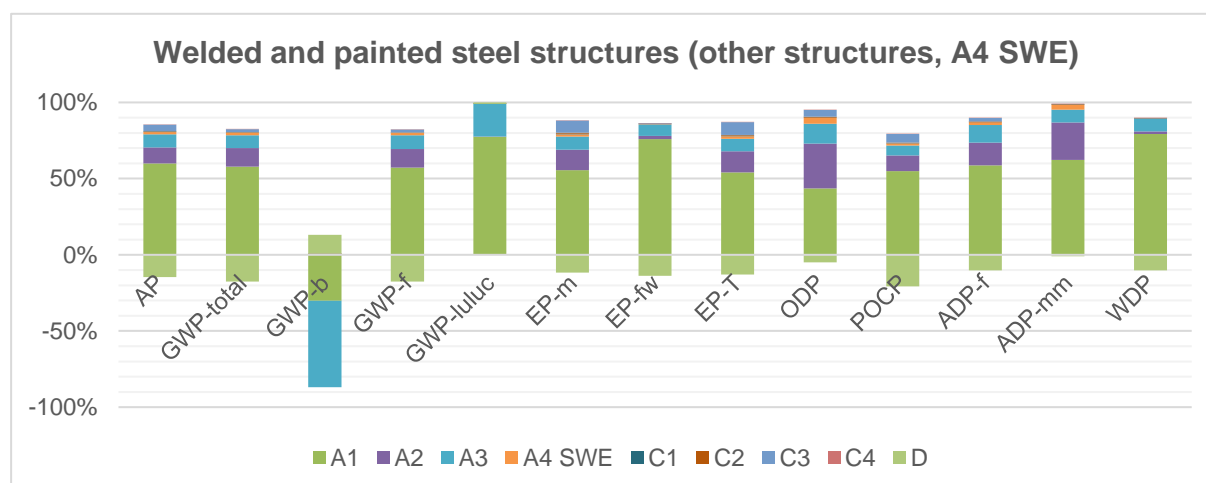


Figure 3: Influence of the modules on the environmental core indicators (other structures, A4 Sweden)

As shown in the Figure 2 and 3, most of the environmental impact of declared 1 ton of painted steel structure (other structures) is attributed to the raw material processing phase (A1), followed by raw material transportation (A2) and the production phase (A3). Potential credits come mainly from the material recovery of steel.

Overall, the quality of the data can be considered as good overall. The primary data collection has been done thoroughly. Data quality was calculated using the Data Quality level and criteria according to the PEF approach (Annex E.2 of EN15804+A2). The DQRs range from 1,67 to 2,67 for the most abundant inputs in terms of mass.

7. Additional information: Norwegian requirements

Greenhouse gas emissions from the use of electricity mix in the manufacturing phase

National market mix with imports at medium voltage, including production of transfer lines and grid loss, have been applied for electricity in the production process (A3).

Data source	Amount	Unit
Ecoinvent 3.6 (year 2019)	0,526	CO2-equiv/kWh

Dangerous substances disclaimer

- The product contains no substances given by the REACH Candidate list or the Norwegian priority list.
- The product contains substances given by the REACH Candidate list or the Norwegian priority list that are less than 0,1 % by weight.
- The product contain dangerous substances, more then 0,1% by weight, given by the REACH Candidate List or the Norwegian Priority list, see table.
- The product contains no substances given by the REACH Candidate list or the Norwegian priority list. The product is classified as hazardous waste (Avfallsforskiten, Annex III), see table.

Indoor environment

The EPD does not give information on release of dangerous substances to indoor air because the horizontal standards on measurement of release of regulated dangerous substances from construction products using harmonised test methods according to the provisions of the respective technical committees for European product standards are not available.

The product contains no dangerous substances on the REACH Candidate list or the Norwegian priority list. Based on this it is assumed that the product has a negligible impact on the indoor environment.

Carbon footprint

In order to increase transparency in the biogenic carbon contribution to climate impact, the GWP indicator has been broken up into sub-indicators:

- GWP-IOBC: Climate impact calculated after the principle of immediate oxidation of biogenic carbon.
- GWP-BC: Climate impact from net absorbance and release of biogenic carbon from the materials in each module.

Climate impact – Welded and painted steel structures (box beams)

Parameter	Unit	A1-A3	A4 SWE	A4 NOR	C1	C2	C3	C4	D
GWP-IOBC	kg CO2 eqv.	2,40E+03	4,40E+01	1,25E+02	3,61E+00	6,48E+00	5,55E+01	5,27E-02	-7,37E+02
GWP-BC	kg CO2 eqv.	-2,11E+01	2,14E-02	6,48E-02	1,00E-03	2,99E-03	5,98E-02	1,04E-04	7,43E+00
GWP	kg CO2 eqv.	2,38E+03	4,40E+01	1,25E+02	3,61E+00	6,48E+00	5,55E+01	5,28E-02	-7,30E+02

Climate impact – Welded and painted steel structures (other structures)

Parameter	Unit	A1-A3	A4 SWE	A4 NOR	C1	C2	C3	C4	D
GWP-IOBC	kg CO2 eqv.	2,21E+03	6,66E+01	1,25E+02	3,61E+00	6,48E+00	5,55E+01	5,27E-02	-4,90E+02
GWP-BC	kg CO2 eqv.	-3,42E+01	-2,25E+01	6,50E-02	1,00E-03	2,99E-03	5,98E-02	1,04E-04	4,90E+00
GWP	kg CO2 eqv.	2,18E+03	4,41E+01	1,25E+02	3,61E+00	6,48E+00	5,55E+01	5,28E-02	-4,85E+02

8. References

Ecoinvent Database (2019): Version 3.6

Erlandsson, M., Pettersson D., 2015: Klimatpaverkan for byggnader medolika energiprestandaer. IVL Svenska Miljoinstitutet.

European Commission Joint Research Centre Institute for Prospective Technological Studies (JCR 2014): End-of-waste criteria for waste plastic for conversion, Seville, 2014, doi:10.2791/13033

Kiwa-Ecobility Experts, Berlin, 2022: PCR A – General Program Category Rules for Construction Products from the EPD programme of Kiwa-Ecobility Experts; Version 2.1

Kiwa-Ecobility Experts, Berlin, 2020: PCR B – Product Category Rules for steel construction products, Requirements on the Environmental Product Declarations for steel construction products; Version 2020-03-13 (draft)

NIBE, 2022: R<THiNK Online-EPD-Tool

Norwegian EPD foundation, Oslo, 2021: NPCR Part A Construction products and services, Version 2.0

Norwegian EPD foundation, Oslo, 2018: NPCR 020 Part B for Concrete and concrete elements, Version 2.0 (references to EN 15804+A2)

Kiwa-Ecobility Experts, Berlin, 2022: PCR A – General Program Category Rules for Construction Products from the EPD programme of Kiwa-Ecobility Experts; Version 2.1

REACH Regulation (EC) No 1907/2006 of the European Parliament and of the Council on the Registration, Evaluation, Authorisation and Restriction of Chemicals (REACH) <https://echa.europa.eu/candidate-list-table>

Stichting Bouwkwiteit (SBK 2019): Assessment Method - Environmental Performance Construction and Civil Engineering Works (GWW), Rijswijk, Version "3.0 January 2019" incl. amendments July 2019, Jan 2020

Stichting National Environmental Database (NMD), Rijswijk 2022: Environmental Performance Assessment Method for Construction Works, Version 1.1.

Stichting National Environmental Database (NMD), Rijswijk, 2019: Verification protocol –inclusion data in the Dutch environmental database

United Nations, New York, 2015 - Central Product Classification (CPC) Version 2.1

Standards

ISO 14025:2010, Environmental labels and declarations – Type III environmental declarations – Principles and procedures

ISO 14040:2006, Environmental management – Life cycle assessment – Principles and framework

ISO 14044:2006, Environmental management – Life cycle assessment – Requirements and guidelines

EN 15804:2012+A2:2019, Sustainability of construction works – Environmental product declarations – Core rules for the product category of construction products

EN 16449:2014, Wood and wood-based products – Calculation of the biogenic carbon content of wood and conversion to carbon dioxide

ISO 21930:2007, Sustainability in building construction – Environmental declaration of building products

	Publisher Kiwa-Ecobility Experts Kiwa GmbH, Ecobility Experts Wattstraße 11-13 13355 Berlin Germany	Mail Web	DE.Ecobility.Experts@kiwa.com https://www.kiwa.com/de/de/theses/ecobility-experts/ecobility-experts/
	Programme operator Kiwa-Ecobility Experts Kiwa GmbH, Ecobility Experts Wattstraße 11-13 13355 Berlin Germany	Mail Web	DE.Ecobility.Experts@kiwa.com https://www.kiwa.com/de/de/theses/ecobility-experts/ecobility-experts/
	Author of the Life Cycle Assessment Inspecta Latvia AS Skanstes iela 54a Riga, LV-1013 Latvia	Tel. Mail Web	+371 67 607 900 latvia@kiwa.com https://www.kiwa.com/lv
	Owner of the declaration Heidelberg Materials SBC Latvia SIA Zeltiņu iela 130, Mārupe Mārupes nov., LV-2167 Latvia	Tel. Mail Web	+371 67408383 info@sbclv http://www.siasbc.lv/en

Kiwa-Ecobility Experts -
established member of

