


BRL-K619
2019-09-15

Evaluation Guideline

for the Kiwa product certificate for
WC-Pans



**Trust
Quality
Progress**

Preface

This evaluation guideline has been accepted by the Kiwa Board of Experts Watercycle (CWK), in which all relevant parties in the field of WC-pans are represented. The Board of Experts also supervises the certification activities and where necessary requires the evaluation guideline to be revised. All references to Board of Experts in this evaluation guideline pertain to the above mentioned Board of Experts.

This evaluation guideline will be used by Kiwa in conjunction with the Kiwa Regulations for Product Certification.

The main changes compared to the previous version of the evaluation guideline are:

- Related to the publication of the European Standard EN 997:2018 because of a revision on the Annex ZA in the format of TF N 687 rev1 of 2015-06-02 was implemented.
- Including the FECS requirement in article 5 of the BRL and excluding dangerous substances.
- Use of other methods to determine the renewal of the water trap.
- Editorial modifications in the content of the BRL in relation to the quality objective of Kiwa.

Kiwa Nederland B.V.

Sir Winston Churchillaan 273
Postbus 70
2280 AB RIJSWIJK
The Netherlands

Tel. +31 88 998 44 00
Fax +31 88 998 44 20
info@kiwa.nl
www.kiwa.nl

© 2019 Kiwa N.V.

All rights reserved. No part of this report may be reproduced, stored in a database or retrieval system, published, in any form or in any way, electronically, mechanically, by print, photoprint, microfilm or any other means without prior written permission from the publisher.

The use of this evaluation guideline by third parties, for any purpose whatsoever, is only allowed after a written agreement is made with Kiwa to this end.

Validation

This evaluation guideline has been validated by the Director Certification and Inspection of Kiwa on 15 September 2019

Contents

	Preface	1
	Contents	2
1	Introduction	4
1.1	General	4
1.2	Field of application / scope	4
1.3	Acceptance of test reports provided by the supplier	4
1.4	Quality declaration	5
2	Terms and definitions	6
2.1	Definitions	6
2.2	Types and models	7
3	Procedure for granting a product certificate	9
3.1	Initial investigation	9
3.2	Granting the product certificate	9
3.3	Investigation into the product and/or performance requirements	9
3.4	Production process assessment	9
3.5	Contract assessment	9
4	Requirements	10
4.1	General	10
4.2	Regulatory requirements	10
4.2.1	Requirements to avoid deterioration of the quality of drinking water	10
4.3	Product requirements	10
4.3.1	Product	10
4.3.2	Additional requirements	10
4.3.2.1	Hygienic treatment of products in contact with drinking water	10
4.3.3	Deviating requirements	11
4.3.3.10	Protection of products during transport and storage	13
5	Test methods	14
5.1	Determination of the renewal of the water trap	14
5.1.2	Test piece	14
5.1.3	Procedure	14
5.2	Determination of the resistance of the glaze	15
5.2.1	<i>General prescription for the tests</i>	15
5.2.2	<i>Physical and chemical tests</i>	15
5.2.3	<i>Alkali resistance of the glaze</i>	15
5.2.4	<i>Resistance of the glaze to various chemical agents</i>	16

5.2.5	<i>Spot resistance of the glaze</i>	16
5.2.6	<i>Resistance of the glaze to superheated steam</i>	17
5.2.7	<i>Resistance of glaze and body to thermal shocks</i>	17
6	Marking	18
6.1	General	18
6.2	Certification mark	18
6.3	Low consumption mark	18
6.4	Regulatory marking	18
7	Requirements in respect of the quality system	19
7.1	Manager of the quality system	19
7.2	Internal quality control/quality plan	19
7.3	Control of test and measuring equipment	19
7.4	Procedures and working instructions	19
7.5	Other requirements	19
8	Summary of tests and inspections	20
8.1	Test matrix	20
8.2	Inspection of the quality system of the supplier	21
9	Agreements on the implementation of certification	22
9.1	General	22
9.2	Certification staff	22
9.2.1	Qualification requirements	22
9.2.2	Qualification	23
9.3	Report initial investigation	24
9.4	Decision for granting the certificate	24
9.5	Layout of quality declaration	24
9.6	Nature and frequency of third party audits	24
9.7	Non conformities	25
9.8	Report to the Board of Experts	25
9.9	Interpretation of requirements	25
9.10	Specific rules set by the Board of Experts	25
10	Titles of standards	26
10.1	Public law rules	26
10.2	Standards / normative documents	26
I	Model certificate (informative)	27
II	Model IQC-scheme (informative)	28

1 Introduction

1.1 General

This evaluation guideline includes all relevant requirements which are adhered to by Kiwa as the basis for the issue and maintenance of a certificate for products used for WC-pans.

This guideline replaces the evaluation guideline BRL-K619, dated 01-12-2018. The quality declarations issued and based on that guideline will not lose their validity.

For the performance of its certification work, Kiwa is bound to the requirements as included in NEN-EN-ISO/IEC 17065 "Conformity assessment - Requirements for bodies certifying products, processes and services".

1.2 Field of application / scope

The products are intended to be applied as sanitary appliances in combination with flushing cisterns (conform BRL-K 620), or pressure flush-valves giving a nominal flushing volume as stated in table 1.

Table 1: Nominal flush volumes

Nominal Flush volume [litres]	Flush volume [litres]	
	minimum	maximum
9.0	8.9	9.0
7.0	6.9	7.0
6.0	6.0	6.1
5.0	4.5	5.0
4.0	3.9	4.0

These appliances are intended for connection to drinking water installations with a maximum water temperature of 30°C and a maximum working pressure of 1000 kPa. The product shall be made from sanitary porcelain or stainless steel. Manifolds and compatible outlets may be manufactured from other suitable materials.

1.3 Acceptance of test reports provided by the supplier

If the supplier provides reports from test institutions or laboratories to prove that the products meet the requirements of this evaluation guideline, the supplier shall prove that these reports have been drawn up by an institution that complies with the applicable accreditation standards, namely:

- NEN-EN-ISO/IEC 17020 for inspection bodies;
- NEN-EN-ISO/IEC 17021 for certification bodies certifying systems;
- NEN-EN-ISO/IEC 17024 for certification bodies certifying persons;
- NEN-EN-ISO/IEC 17025 for laboratories;
- NEN-EN-ISO/IEC 17065 for certification bodies certifying products.

Remark:

This requirement is considered to be fulfilled when a certificate of accreditation can be shown, issued either by the Board of Accreditation (RvA) or by one of the institutions with which an agreement of mutual acceptance has been concluded by the RvA.

The accreditation shall refer to the examinations as required in this evaluation guideline. When no certificate of accreditation can be shown, Kiwa shall verify whether the accreditation standard is fulfilled.

1.4 Quality declaration

The quality declaration to be issued by Kiwa is described as a Kiwa product certificate.

A model of the certificate to be issued on the basis of this evaluation guideline has been included for information as Annex.

2 Terms and definitions

2.1 Definitions

In this evaluation guideline, the following terms and definitions apply:

- **Board of Experts:** the Board of Experts “Water Cycle” (CWK).
- **Certification mark:** a protected trademark of which the authorization of the use is granted by Kiwa, to the supplier whose products can be considered to comply on delivery with the applicable requirements and possibly with quality information on the application of the product is added by a specially designed label which is based on the result, as stated in the report issued by Kiwa on the inspection of the prototype.
- **Drinking water:** water intended or partly intended for drinking, cooking or food preparation or other domestic purposes, but does not include hot water, and is made available by pipeline to consumers or other customers.
- **Drinking water installation:** an installation direct or in-direct connected to the public drinking water distribution network of a drinking water company (source Dutch drinking water act);
- **Evaluation Guideline (BRL):** the agreements made within the Board of Experts on the subject of certification.
- **Hot tap water:** water intended or partly intended for drinking, cooking or food preparation or other domestic purposes, which is heated before it is made available for those applications.
- **House hold water:** non-potable water that may only be used within premises for flushing toilets (source Dutch drinking water act);
- **Installation:** configuration consisting the pipe work, fittings and appliances;
- **Inspection tests:** tests carried out after the certificate has been granted in order to ascertain whether the certified products continue to meet the requirements recorded in the evaluation guideline.
- **IQC scheme (IQCS):** a description of the quality inspections carried out by the supplier as part of his quality system.
- **Pre-certification tests:** tests in order to ascertain that all the requirements recorded in the evaluation guideline are met.
- **Private Label Certificate:** A certificate that only pertains to products that are also included in the certificate of a supplier that has been certified by Kiwa, the only difference being that the products and product information of the private label holder bear a brand name that belongs to the private label holder.
- **Product certificate:** a document in which Kiwa declares that a product may, on delivery, be deemed to comply with the product specification recorded in the product certificate.

- **Product requirements:** requirements made specific by means of measures or figures, focussing on (identifiable) characteristics of products and containing a limiting value to be achieved, which can be calculated or measured in an unequivocal manner.
- **Supplier:** the party that is responsible for ensuring that the products meet and continue to meet the requirements on which the certification is based.
- **Tap water:** water intended for drinking, cooking, food preparation or other domestic purposes.
Remark
Tap water can also be drinking water, warm tap water or household water.
- **Installation:** combination of piping systems, fixtures, fittings and appliances.
- **Drinking water installation:** an installation that is directly or indirectly connected to the distribution system of a Water works (source drinking water legislation).
- **Working pressure (p_w):** The maximum pressure occurring under normal circumstances in drinking water installations or their parts.
- **Effective pressure (p_e):** The difference between absolute pressure (p) and ambient pressure (p_{amb}). The formula: $p_e = p - p_{amb}$.
- **Service pressure:** The pressure directly before the connection point of an appliance in use.
- **Flush volume:** The volume of water which is flushed on operation of the cistern. During delivery of the water volume, no refilling occurs.

2.2 Types and models

WC-pans are designated by there:

Use of water:

- WC-pans needing an effective flushing volume of 4 Litres.
- WC-pans needing an effective flushing volume of 5 Litres.
- WC-pans needing an effective flushing volume of 6 Litres.
- WC-pans needing an effective flushing volume of 7 Litres.
- WC-pans needing an effective flushing volume of 9 Litres.

Remarks

The Dutch law has no binding law describing the class and types of WC-pans, however there are regulations stipulated by law for drainage systems inside buildings. In the Dutch Building Regulations reference is given to the NEN 3215+C1: 2014 "Drainage systems inside buildings – Requirements and determination methods" in which clause 4.1.7 is specified that:

For a good function of the drainage systems inside buildings the use of a flush volume of at least 6 liters is required.

At the moment of publication of the EN 997 is the use of flush volume less than 6 liters not advised, unless it is proven that no problems occur to the drainage system when using of a less flush volume.

The Dutch sewage system is not designed for the application and use of ceramic sanitary appliances using a flush volume less than 6 liters. Without adapted measures the use of less flush volumes can cause problems to the sewage waste systems.

The way of mounting:

- pedestal (floor mounted) WC-pans for use with an independent flushing device.
- wall-hung (wall mounted) WC-pans for use with an independent flushing device.

Internal shape:

- wash-out WC-pans;
- wash-down WC-pans.

Classification:

In general 2 types are defined, these are:

Type	Designation / application
Type 1	: These are WC-pans for use in combination with a flushing appliance and especially designated for use in the European continent;
Type 2	: These are WC-pans for use in combination with a flushing appliance and in line with the legislation, market requirements and applicable in the United Kingdom.

The types are then categorized on the basis of type and flush volume to be used.

3 Procedure for granting a product certificate

3.1 Initial investigation

The pre-certification tests to be performed are based on the (product) requirements as contained in this evaluation guideline, including the test methods, and comprises the following:

- type testing to determine whether the products comply with the product and/or functional requirements;
- production process assessment;
- assessment of the quality system and the IQC-scheme;
- assessment on the presence and functioning of the remaining procedures.

3.2 Granting the product certificate

After finishing the pre-certification tests, the results are presented to the Decision maker (see 9.2) deciding on granting the certificate. This person evaluates the results and decides whether the certificate can be granted or if additional data and/or tests are necessary.

3.3 Investigation into the product and/or performance requirements

Kiwa will investigate the to be certified products against the certification requirements as stated in the certification requirements.

The necessary samples will be drawn by or on behalf of Kiwa.

3.4 Production process assessment

When assessing the production process, it is investigated whether the producer is capable of continuously producing products that meet the certification requirements. The evaluation of the production process takes place during the ongoing work at the producer.

The assessment also includes at least:

- The quality of raw materials, half-finished products and end products;
- Internal transport and storage.

3.5 Contract assessment

If the supplier is not the producer of the products to be certified, Kiwa will assess the agreement between the supplier and the producer.

This written agreement, which is available for Kiwa, includes at least:

Accreditation bodies, scheme managers and Kiwa will be given the opportunity to observe the certification activities carried out by Kiwa or on behalf of Kiwa at the producer.

4 Requirements

4.1 General

This chapter contains the requirements that the WC-pans used for flushing have to fulfil.

4.2 Regulatory requirements

4.2.1 *Requirements to avoid deterioration of the quality of drinking water*

Products and materials which (may) come into contact with drinking water or warm tap water, shall not release substances in quantities which can be harmful to the health of the consumer, or negatively affect the quality of the drinking water.

Therefore, the products or materials shall meet toxicological, microbiological and organoleptic requirements as laid down in the currently applicable "Ministerial Regulation materials and chemicals drinking water and warm tap water supply", (published in the Government Gazette). Consequently, the procedure for obtaining a recognised quality declaration, as specified in the currently effective Regulation, has to be concluded with positive results.

Products and materials with a quality declaration¹, e.g. issued by a foreign certification institute, are allowed to be used in the Netherlands, provided that the Minister has declared this quality declaration equivalent to the quality declaration as meant in the Regulation.

Note

WC-pan connected to a flushing cistern according to BRL-K620 are deemed to comply with this requirement.

4.3 Product requirements

The functional requirements related to the product is stipulated in:

Standard	Title
EN997	"WC pans and WC suites with integral trap"

4.3.1 *Product*

The requirements of the product are specified in standard with exception of the aspects where requirements are specified in following clauses.

4.3.2 *Additional requirements*

In addition to the requirements listed under 4.3.1, the following applies.

4.3.2.1 *Hygienic treatment of products in contact with drinking water*

The supplier must have a procedure in place that protects the products in such way, that the hygiene is ensured during storage and transport.

In addition, the supplier shall inform the customer about the handling of products delivered under the certificate, which come into contact with drinking water and warm tap water, from arriving at the construction site through to the realization and

¹ A quality declaration issued by an independent certification institute in another member state of the European Community or another state party to the agreement to the European Economic Area, is equivalent to a recognized quality declaration, to the extent that, to the judgment of the Minister of the first mentioned quality declaration, is fulfilled the at least equivalent requirements as meant in the Regulation materials and chemicals drinking water- and warm tap water supply.

commissioning. The primary reason for providing this the information is to contribute to the awareness of the importance of hygienic work as a 'prevention measure'.

4.3.3 Deviating requirements

4.3.3.1 Types

The WC-pans which are part of this Evaluation Guideline are classified:

Type 1 : These are WC-pans for use in combination with a flushing appliance and especially designated for use in the European continent;

Note

For the requirements concerning class 2 products we refer to the Evaluation Guideline BRL-K 621 "Close coupled suites".

4.3.3.2 Sanitary porcelain and glaze

Sanitary porcelain and glaze shall be resistant to:

- acids;
- alkalis;
- chemicals;
- stains;
- high temperature;
- temperature changes.

This must be established according to 5.2.

Note

The manufacturers of ceramic sanitary ware, associated in the "Fédération Européenne des Céramistes Sanitaires" (FECS), have assumed the responsibility of supplying only crystal porcelain (Sanitary Porcelain; Vitreous China) that, shall meet the various demands. The sampling and the preparation of the samples for testing can be conducted at the production site.

4.3.3.3 Holes in a closed rim

The smallest dimension of a hole in a closed rim of a WC-pan shall be at least 7 mm.

Note

The holes in a closed flush rim shall be of such shape and size that the appearance of limestone or soiling will not in any significant way, hinder the flow.

4.3.3.4 Flatness

The upper surface of the WC-pan upon which the lavatory seat rests may, at no place, deviate more than 4 mm with reference to a flat plate.

Besides the upper cross-surface of a pedestal WC-pan shall not lean more than 3 mm per 100 mm of the width of the WC-pan.

The mounting surface for floor or wall fixing must be sufficiently flat to prevent staggering and shall, at no place, deviate more than 2 mm with reference to a flat plate.

4.3.3.5 Fixing

The fixing of toilet bowls, to floor or wall, shall be carried out in a sound manner.

Holes in WC-pans intended for the fixing to floor or wall shall be, as far as possible, perpendicular to the mounting surface. The fixing holes of pedestal WC-pans shall be at least two in number.

The diameter of the holes for floor mounting shall be 10 ± 1.5 mm.

An alternative construction is only allowed in case this construction can be regarded as a suitable equivalent construction and is only than permitted if all the necessary parts are delivered together.

4.3.3.6 Dimensions

The connection dimensions of WC-pans depending of the type shall satisfy EN33.

a) Dimensions lavatory seat

The dimensions shown in figure 1 must prevail. Deviation from the dimensions given in figure 1 is only permitted if the lavatory seat is supplied together with the bowl.

b) Dimensions baby WC-pans

With the WC- pans a matching lavatory seat shall be included in delivery.

c) Adapted outlets

Adapted (custom) outlet are permitted if the bowl/outlet combination, with exception of the dimension "d5 ", can at least satisfy the requirements mentioned in European Standard specified dimension and that the custom outlets are supplied together with the bowl.

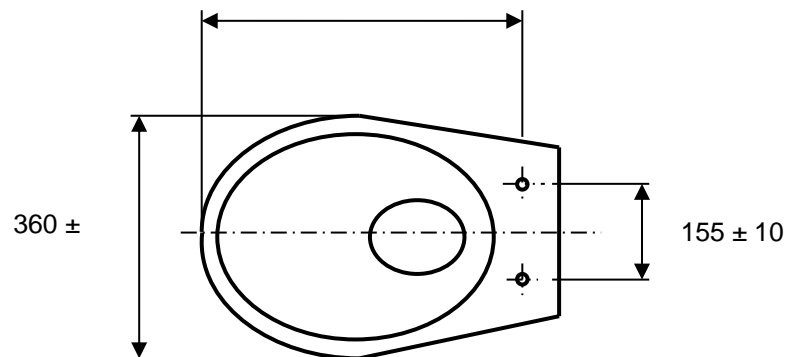


Figure 1 (dimensions in mm)

d) Dimensions for special applications

For special applications exist the so-called raised and lowered models.

For the dimension "h" as specified in EN33, deviation is permitted for the following cases:

raised model: h = 385; 410 and 450; with a tolerance of +15 mm -25 mm.

lowered model: h = 260 and 300; with a tolerance of +15 mm -25 mm.

4.3.3.7 Water on the dish of a wash out WC-pan

After each flush, water must be left remaining on the dish of a wash-out WC-pan.

Preferably, the amount to be measured is at least 160 mm x 120 mm x 5 mm.

(l x w x d). Whereas the depth "d: is to be measured at the deepest point of the dish).

4.3.3.8 Renewal of the water trap

The water inside the water trap of the WC-pans shall be adequately renewed after each flush.

This shall be established according to clause 5.1. The principle of the examination is based upon a comparison of the colour intensity of the water in the water trap of a WC-pan after a full flush is conducted with a reference fluid. The renewal of the water trap is considered to be efficient when is established that the colour intensity of test water after the flush is equal or lighter than the colour intensity of the reference fluid.

4.3.3.9 Finish

The finishing of the surface of the WC- pan and associated components must be satisfactory and suitable for the purpose.

All parts of the WC-pan which are made from sanitary porcelain and which are visible must be glazed. Also in cases of a WC-pan designed with a closed flushing rim, the rim underneath shall also be properly glazed. No hair-cracks, rough protrusions or granules, large stains or glaze faults may appear on visible places. The other surfaces of the WC-pan including the associated components shall be sound, smooth, well cleaned and free from burrs.

4.3.3.10 Protection of products during transport and storage

For the purpose of hygienic handling, products shall be protected against contamination. This is in regards to the surfaces of the product that come into contact with drinking water during the application.

Precautions to protect the product against contamination shall be agreed upon between the supplier and the client and shall be recorded in the quality management system of the supplier.

Note

Experience has shown that the product specified in the scope of this BRL comply with this requirement.

5 Test methods

5.1 Determination of the renewal of the water trap

5.1.1 Apparatus and required equipment

For determination of the renewal of the water trap the WC-pan shall be connected to a suitable flushing device, as mentioned in Annex C of the EN 997, so that it can deliver the required flush volume.

The following items are required:

- 2 vessels of the same shape, each with a volume of at least 1 Litre.
- a pipette capable of dosing drops
- a precision balance (0.01 grams accuracy)
- a bucket or a watertight cistern with a volume of approx. 12 litres.
- sufficient quantity of water used for flushing in the test facility
- a mixture of colouring dye Basacid Blue 756 (earlier product code 1034) with a concentration in water of 150 gr/L.

Note

This dye should be stored in bottle(s) on a cool and dark place. The dye should be stirred/shaken just before use.

Preparation of test fluid

The coloured fluid to be used for the actual water trap renewal test shall be prepared by making a solution of 5 drops (± 0.20 gram) of the dye, diluted into 10 Litres of drinking water.

Note

It is preferable to prepare the coloured test fluid on the same day as the water trap renewal tests are conducted. This to prevent ageing of the fluid and as result of this in fading of the colour intensity.

5.1.2 Test piece

The same WC-pan which is used for other functional examinations.

5.1.3 Procedure

- a) Connect the WC-pan according to the installation instruction on a levelled horizontal plane or vertical plane.
- b) Clean the WC-pan with water including the water trap. Empty the WC-pan and after that, dry the surface of the WC-pan with a clean towel or sponge.
- c) Fill one beaker with 990 ml water, and include 10 ml of the prepared test fluid, making 1000 ml (1 % solution) in total. Mark the vessels with the letter "R" (= reference fluid)
- d) Carefully fill the water trap with the coloured test fluid until it starts to overflow via the outlet of the WC-pan.

Note

The coloured test fluid should be poured into the WC-pan from the level and centre of the flush rim of the WC-pan. In case of wash out WC-pans the test fluid shall be poured into the WC-pan via the centre of dish.

- e) Execute a full flush with water from the flushing device at the required flush volume.
- f) Empty the WC-pans (renewed) water trap content into a bucket or cistern. Stir the water until a homogeneous colour is established.
- g) Fill the other vessel, marked "M", with 1 Litre of the collected water from the bucket.

- h) Determine the result of the renewal by comparison of the colour intensity of the liquids in the beakers "R" en "M". If necessary a photo-spectrometer can be used for the determination.

Note

Other method(s) for determination of the renewal of the water trap is permissible (i.e. Spectro photo meter), under the condition that the method applied gives the same or a more precise accuracy in the results.

5.2 Determination of the resistance of the glaze

5.2.1 General prescription for the tests

Drawing of the samples: The samples needed for the single tests are made of the same materials destined for the product of the supply.

Preparation of the test pieces: The test pieces, the shape and dimensions of which are specified under the single tests, are being submitted to such firing conditions as to obtain a ceramic material as much as possible identical to that of the ware of the supply in question.

The surfaces of the test pieces may or may not be coated with glaze according to the specifications of the single tests.

5.2.2 Physical and chemical tests

(a) Purpose

The purpose of this test is to check the capacity of the glaze to resist to the action of strong acids without showing alteration of brilliancy.

(b) Preparation of the Test Piece and Execution of the Test:

The test sample is taken from any glazed part of a sanitary fixture and should have the dimensions 75 x 25 x 6 to 10 mm. In case of porous bodies, to prevent the results being affected by the absorption of the body, the test can be carried out on especially prepared samples coated with glaze on all their surfaces. The samples are partially immersed for 16 hours at room temperature in diluted HCl (1 part water - 1 part conc. HCl Sp. Gr. 1.18).

(c) Evaluation of the results:

Note the appearance of each sample. If attack is suspected, the sample should be submitted to the pencil test according to the American Standard ASTM C 282-53.

5.2.3 Alkali resistance of the glaze

(a) Purpose:

The purpose of the test is to check the capacity of the glaze to resist to the action of strong alkali without showing alteration of brilliancy.

(b) Preparation of the Test Piece and Execution of the Test:

The test sample is taken from any glazed part of a sanitary fixture and should have the dimensions 75 x 25 x 6 to 10 mm. In case of porous bodies, to prevent the results being affected by the absorption of the body, the test can be carried out on especially prepared samples coated with glaze on all their surfaces. The samples are partially immersed in a 5% NaOH solution at 60°C for 30 minutes.

(c) Evaluation of the results:

Note the appearance of each sample. If attack is suspected, the sample should be submitted to the pencil test according to the American Standard ASTM C 282-53.

5.2.4 Resistance of the glaze to various chemical agents

(a) Purpose:

The purpose of the test is to check the capacity of the glaze to attack by chemical agents.

(b) Preparation of the Test Piece and Execution of the Test:

The test sample is taken from any glazed part of a sanitary fixture and should have the dimensions 75 x 25 x 6 to 10 mm. In case of porous bodies, to prevent the results being affected by the absorption of the body, the test can be carried out on especially prepared samples coated with glaze on all their surfaces. The equipment consists of glass receptacles for the solutions and dry cloths to wipe the samples. All water solutions should be prepared starting from freshly distilled water.

The chemical agents serving as reactives for the tests are as follows:

- Ethyl Alcohol 95%
- Ethyl Alcohol 50%
- Aceton
- Trichloroethylene
- Sodium Chloride 10%
- Hydrogen Peroxide 3%
- Citric Acid 10%

The samples are placed each in a separate receptacle containing about 50 cm³ of liquid. They are dipped to half their length and left therein at room temperature for 7 days.

In the case of water solutions, the samples are rinsed in cold running water and dried with dry cloth. In the other cases, they are simply dried with a dry cloth.

(c) Evaluation of the results:

Note the appearance of each sample. If attack is suspected, the sample should be submitted to the pencil test according to the American Standard ASTM C 282-53.

5.2.5 Spot resistance of the glaze

(a) Purpose:

The purpose of the test is to check the resistance of the glaze towards solutions having oxidizing or colouring actions, without showing alteration of brilliancy or permanent spots.

(b) Preparation of the Test Piece and Execution of the Test:

The test sample is taken from any glazed part of a sanitary fixture and should have the dimensions 75 x 25 x 6 to 10 mm. In case of porous bodies, to prevent the results being affected by the absorption of the body, the test can be carried out on especially prepared samples coated with glaze on all their surfaces.

The test solutions are respectively:

- Water solution of Potassium Permanganate (10 g/Litre)
- Water solution of Silver Nitrate (10 g/Litre)
- Water solution of Methylene Blue (5 g/Litre)
- Jodine Tincture (13 g/Litre)
- Waterman type blue ink

For each test a few drops of above mentioned solutions are left drying on the spot and then washed off.

(c) Evaluation of the results:

Note the appearance of each sample. If attack is suspected, the sample should be submitted to the pencil test according to the American Standard ASTM C 282-53.

5.2.6 Resistance of the glaze to superheated steam

(a) Purpose:

The purpose of the test is to check the resistance of the glaze to attack by high temperature water and steam without showing alteration of brilliancy.

(b) Preparation of the Test Piece and Execution of the Test:

The test sample is drawn from any glazed part of a sanitary fixture. It is partially immersed in distilled water in a vessel, which is introduced into an autoclave and then submitted to a steam pressure of 8 kg/cm³ for two hours.

(c) Evaluation of the results:

The glaze should not show any visible loss of brilliancy. If attack is suspected, it should be submitted to the pencil test according to the American Standard ASTM C 282-53.

5.2.7 Resistance of glaze and body to thermal shocks

(a) Purpose:

The purpose of the test is to check the capacity of both glaze and body to resist to the action of a specified cycle of thermal shocks without the glaze showing visible signs of crazing and peeling and the body visible cracks.

(b) Preparation of the Test Piece and Execution of the Test:

The minimum number of the test piece should be 5.

The test samples are drawn from any glazed part of a sanitary fixture and should each have the dimensions 10 x 10 cm.

The samples are dipped in oil. The oil is heated up to 130 °C for the vitrified products and up to 110 °C for the porous products and kept at these temperatures for 20 minutes after which they are taken out and immediately put in cold water of about 5 °C temperature. This thermal cycle is repeated 4 times under the same conditions. After each cycle the samples are examined visually or dipped in a solution of 5 g/Litre of Methylene Blue Dye to detect crazing or peeling in the glaze and/or cracks in the body.

Note

Instead of preparation and heating in oil the use of a laboratory oven is permitted.

(c) Evaluation of the results:

At the end of the test the glaze should not show any crazing or peeling and the body any signs of cracking.

6 Marking

6.1 General

The products shall be marked with following indelible marks and indications:

- name or logo of the manufacturer;
- type indication.

or:


For indications and markings see product standard EN997.

6.2 Certification mark

After concluding a Kiwa certification agreement, the certified products shall be indelible marked with the certification mark: "KIWA".

6.3 Low consumption mark

Products with a nominal flush volume of ≤ 6 litres are in relation to this guideline permitted to be indicated with a Kiwa low consumption label. The indication is permitted to be fixed besides on the product also on the packaging



6.4 Regulatory marking

The product is to be marked with the specification as outlined in the European Standard EN997. The markings are permitted to be specified on a removable label.

7 Requirements in respect of the quality system

This chapter contains the requirements which have to be met by the supplier's quality system.

7.1 Manager of the quality system

Within the supplier's organizational structure, an employee who will be in charge of managing the supplier's quality system must have been appointed.

7.2 Internal quality control/quality plan

The supplier shall have an internal quality control scheme (IQC scheme) which is applied by him.

The following must be demonstrably recorded in this IQC scheme:

- which aspects are checked by the supplier;
- according to what methods such inspections are carried out;
- how often these inspections are carried out;
- in what way the inspection results are recorded and kept.

This IQC scheme should at least be an equivalent derivative of the model IQC scheme as shown in the Annex.

7.3 Control of test and measuring equipment

The supplier shall verify the availability of necessary test and measuring equipment for demonstrating product conformity with the requirements in this evaluation guideline.

When required the equipment shall be kept calibrated (e.g recalibration at interval).

The status of actual calibration of each equipment shall be demonstrated by traceability through an unique ID.

The supplier must keep records of the calibration results.

The supplier shall review the validity of measuring data when it is established at calibration that the equipment is not suitable anymore.

7.4 Procedures and working instructions

The supplier shall be able to submit the following:

- procedures for:
 - dealing with products showing deviations;
 - corrective actions to be taken if non-conformities are found;
 - dealing with complaints about products and/or services delivered;
- the working instructions and inspection forms used.

7.5 Other requirements

The supplier shall be able to submit the following:

- the organisation's organogram;
- qualification requirements of the personnel concerned.

8 Summary of tests and inspections

This chapter contains a summary of the following tests and inspections to be carried out in the event of certification:

- **Pre-certification tests;** The assessment to verify if all requirements of the BRL is met;
- **Inspection test;** The audit after granting certificate in order to verify if the certified products shows continuous compliance to the requirements of the BRL; Also is indicated to which frequency the surveillance audit is be conducted by the Certification Institute;
- **Inspection of the quality system of the supplier;** Verification of compliance with the IQC scheme and procedures.

8.1 Test matrix

Description of requirement	Article of BRL-K619	Tests with in the scope of	
		Pre-certification	Inspection by Kiwa after granting certificate ^{a), b)}
Requirements to avoid deterioration of the quality of the drinking water	4.2.1	X	X
Product requirements	4.3	X	X
Types	4.3.3.12	X	
Material	4.3.3	X	X
Sanitary porcelain and glaze	4.3.3.2	X	X
Holes in a closed rim	4.3.3.3	X	X
Flatness	4.3.3.4	X	X
Fixing	4.3.3.5	X	X
Dimensions	4.3.3.6	X	X
Water on the dish of a washout WC-pan ¹⁾	4.3.3.7	X	
Renewal water trap	4.3.3.8	X	X
Finish	4.3.3.9	X	X
Marking and certification mark	6	X	X

¹⁾ If applicable

^{a)} In case the product or production process changes significantly, it must be determined whether the performance requirements are still met.

^{b)} All product characteristics that can be determined within the visiting time (maximum 1 day) are determined by the inspector or by the supplier in the presence of the inspector. In case this is not possible, an agreement will be made between the certification body and the supplier about how the inspection will take place. The frequency of inspection visits is defined in chapter 9.6 of this evaluation guideline.

8.2 Inspection of the quality system of the supplier

The quality system of the supplier will be checked by Kiwa on the basis of the IQC scheme.

The inspection contains at least those aspects mentioned in the Kiwa Regulations for Product Certification.

9 Agreements on the implementation of certification

9.1 General

Beside the requirements included in these evaluation guidelines, the general rules for certification as included in the Kiwa Regulations for Product Certification also apply. These rules are in particular:

- the general rules for conducting the pre-certification tests, in particular:
 - the way suppliers are to be informed about how an application is being handled;
 - how the test are conducted;
 - the decision to be taken as a result of the pre-certification tests.
- the general rules for conducting inspections and the aspects to be audited,
- the measures to be taken by Kiwa in case of Non-Conformities,
- the measures taken by Kiwa in case of improper use of Certificates, Certification Marks, Pictograms and Logos,
- terms for termination of the certificate,
- the possibility to lodge an appeal against decisions of measures taken by Kiwa.

9.2 Certification staff

The staff involved in the certification may be sub-divided into:

- Certification assessor (**CAS**): in charge of carrying out the pre-certification tests and assessing the inspectors' reports;
- Site assessor (**SAS**): in charge of carrying out external inspections at the supplier's works;
- Decision maker (**DM**): in charge of taking decisions in connection with the pre-certification tests carried out, continuing the certification in connection with the inspections carried out and taking decisions on the need to take corrective actions.

9.2.1 Qualification requirements

The qualification requirements consist of:

- qualification requirements for personnel of a certification body which satisfies the requirements EN ISO / IEC 17065, performing certification activities
- qualification requirements for personnel of a certification body performing certification activities set by the Board of Experts for the subject matter of this evaluation guideline

Education and experience of the concerning certification personnel shall be recorded demonstrably.

Basic requirements	Evaluation criteria
Knowledge of company processes Requirements for conducting professional audits on products, processes, services, installations, design and management systems.	<i>Relevant experience: in the field</i> SAS, CAS : 1 year DM : 5 years inclusive 1 year with respect to certification Relevant technical knowledge and experience on the level of: SAS : High school CAS, DM : Bachelor

Basic requirements	Evaluation criteria
Competence for execution of site assessments. Adequate communication skills (e.g. reports, presentation skills and interviewing technique).	SAS: Kiwa Audit training or similar and 4 site assessments including 1 autonomic under review.
Execution of initial examination	CAS: 3 initial audits under review.
Conducting review	CAS: conducting 3 reviews

Technical competences	Evaluation Criteria
Education	General: Education in one of the following technical areas: <ul style="list-style-type: none"> • Civil Engineering; • Engineering.
Testing skills	General: <ul style="list-style-type: none"> • 1 week laboratory training (general and scheme specific) including measuring techniques and performing tests under supervision ; • Conducting tests (per scheme).
Experience - specific	CAS <ul style="list-style-type: none"> • 3 complete applications (excluding the initial assessment of the production site) under the direction of the PM • 1 complete application self-reliant (to be evaluated by PM) • 3 initial assessments of the production site under the direction of the PM • 1 initial assessment of the production site self-reliant (witnessed by PM) SAS <ul style="list-style-type: none"> • 5 inspection visits together with a qualified SAS • 3 inspection visits conducted self-reliant (witnessed by PM)
Skills in performing witnessing	PM Internal training witness testing

Legenda:

- Certification assessor (**CAS**)
- Decision maker (**DM**)
- Product manager (**PM**)
- Site assessor (**SAS**)

9.2.2 Qualification

The qualification of the Certification staff shall be demonstrated by means of assessing the education and experience to the above mentioned requirements. In case staff is to be qualified on the basis of deflecting criteria, written records shall be kept.

The authority to qualify staff rests with the:

- **PM:** qualification of **CAS** and **SAS**;
- management of the certification body: qualification of **DM**.

9.3 Report initial investigation

The certification body records the results of the pre-certification tests in a report.

This report shall comply with the following requirements:

- completeness: the report provides a verdict about all requirements included in the evaluation guideline;
- traceability: the findings on which the verdicts have been based shall be recorded and traceable;
- basis for decision: the **DM** shall be able to base his decision on the findings included in the report.

9.4 Decision for granting the certificate

The decision for granting the certificate shall be made by a qualified Decision maker which has not been involved in the pre-certification tests. The decision shall be recorded in a traceable manner.

9.5 Layout of quality declaration

The product certificate shall be in accordance with the model included in the Annex.

9.6 Nature and frequency of third party audits

The certification body shall carry out surveillance audits on site at the supplier at regular intervals to check whether the supplier complies with his obligations.

The Board of Experts decides on the frequency of audits.

At the time this BRL entered into force, the frequency of audits amounts 2 audit(s) on site per year for suppliers with a quality management system in accordance with ISO 9001 for their production, which has been certified by an acknowledged body (in accordance with ISO/IEC 17021) and where the IQC scheme forms an integral part of the quality management system.

In case the supplier is not in possession of any product certificate (issued by Kiwa or any other accredited certification body), the frequency is increased to 3 visits for the duration of one year.

The audit program on site shall cover at least:

- the product requirements;
- the production process;
- the suppliers IQC scheme and the results obtained from inspections carried out by the supplier;
- the correct way of marking certified products;
- compliance with required procedures;
- handling complaints about products delivered.

For suppliers with a private label certificate the frequency of audits amounts to one audit per two years. These audits are conducted at the site of the private label certificate holder. The audits are conducted at the site of private label holder and focussed on the aspects inserted in the IQC scheme and the results of the control performed by the private label holder. The IQC scheme of the private label holder shall refer to at least:

- the correct way of marking certified products;
- compliance with required procedures for receiving and final inspection;
- the storage of products and goods;
- handling complaints.

The results of each audit shall be recorded by Kiwa in a traceable manner in a report.

9.7 Non conformities

When the certification requirements are not met, measures are taken by Kiwa in accordance with the sanctions policy as written in the Kiwa Regulation for Certification.

The Sanctions Policy is available through the “News and Publications” page on the Kiwa website ["Kiwa Regulation for Certification"](#).

9.8 Report to the Board of Experts

De certification body shall report annually about the performed certification activities. In this report the following aspects are included:

- mutations in number of issued certificates (granted/withdrawn);
- number of executed audits in relation to the required minimum;
- results of the inspections;
- required measures for established Non-Conformities;
- received complaints about certified products.

9.9 Interpretation of requirements

The Board of Experts may record the interpretation of requirements of this evaluation guideline in one separate interpretation document.

9.10 Specific rules set by the Board of Experts

By the Board of Experts the following specific rules have been defined. These rules shall be followed by the certification body.

10 Titles of standards

10.1 Public law rules

BJZ2011048144
29 juni 2011

Regeling van de Staatssecretaris van Infrastructuur en
Mileu¹

10.2 Standards / normative documents

Number	Title	Version
EN 33	WC pans and WC suites - Connecting dimensions	
EN 997	WC pans and WC suites with integral trap	
EN-ISO/IEC 17020	Conformity assessment - General criteria for the operation of various types of bodies performing inspection	
EN-ISO/IEC 17021	Conformity assessment - requirements for institutions that execute inspections	
EN-ISO/IEC 17024	Conformity assessment - General requirements for bodies operating certification of persons	
EN ISO/IEC 17025	Conformity assessment - General requirements for the competence of testing and calibration laboratories	
EN-ISO/IEC 17065	Requirements for bodies certifying products, processes and services	
NEN 1006	General requirements for water supply installations	
NEN 3215+C1	Drainage system inside and outside buildings - Determination methods for drainage capacity, water and air density and distance for roof mounted outlets	
BRL-K 620	Flushing cisterns	
BRL-K 621	Close coupled suites	

In relation to this guideline, where publication date is mentioned, the actual version of the above mentioned standards and guidelines is valid.

¹ Valid from 1 July 2017

I Model certificate (informative)



Product certificate
Kxxxxx/xx

Issued *Date*
Replaces *Kxxxxx/xx*
Page *1 of 2*

CERTIFICATE

WC-Pans

STATEMENT BY KIWA

With this product certificate, issued in accordance with the Kiwa Regulations for Certification, Kiwa declares that legitimate confidence exists that the products supplied by

Name supplier

as specified in this product certificate and marked with the Kiwa®-mark in the manner as indicated in this product certificate may, on delivery, be relied upon to comply with Kiwa evaluation guideline

BRL-K619 "WC-pans" dated 01.09.2024

which covers the requirements of

EN 997: 2018 "WC pans with integral trap".

Ronald Karel
Kiwa

Publication of this certificate is allowed.

Advice: consult www.kiwa.nl in order to ensure that this certificate is still valid.

Kiwa Nederland B.V.
Sir Winston Churchilllaan 273
Postbus 70
2280 AB RIJSWIJK
The Netherlands
Tel. +31 88 998 44 00
Fax +31 88 998 44 20
info@kiwa.nl
www.kiwa.nl

Company
Name supplier
Address
Zip code City
Country
Telephone number
email
internet site

Certification process
consists of initial and
regular assessment of:

- quality system
- product

II Model IQC-scheme (informative)

INSPECTION				
Subjects	Aspects	Method	Frequency	Registration
Receiving and inspection				
• Raw material	<ul style="list-style-type: none"> • material • supplier 			
• Fixing parts	<ul style="list-style-type: none"> • material • dimension 			
Process control				
• Vitruous china	<ul style="list-style-type: none"> • FECS "Standard" • absorption 			
• Glaze	<ul style="list-style-type: none"> • Acids + alkaline • chemicals • spots • high temperature • thermo shock 			
• Gietpap	<ul style="list-style-type: none"> • viscosity • mengverhouding • temperature • thixotropy 			
• Glaze	<ul style="list-style-type: none"> • viscosity • mengverhouding • temperature • physical characteristic 			
• Dried product	<ul style="list-style-type: none"> • Smoothness & cleanness 			
• Dried product	<ul style="list-style-type: none"> • cracks 			
• Glaze + marking	<ul style="list-style-type: none"> • appearance • completeness 			
• Kiln plates	<ul style="list-style-type: none"> • levelness 			
• Position on plates	<ul style="list-style-type: none"> • place • position 			
• Kiln temperature	<ul style="list-style-type: none"> • temperature /position 			
• Fired product	<ul style="list-style-type: none"> • finish • dimension 			
• installation surface	<ul style="list-style-type: none"> • flatness • differences 			
Final product control				
• Appearance	<ul style="list-style-type: none"> • finish 			
• Mark	<ul style="list-style-type: none"> • method • correct & place 			
• Dimenions	<ul style="list-style-type: none"> • according standard • flatness • holes in the rim¹ • water on dish¹ 			
• Functional requirements	<ul style="list-style-type: none"> • EN 997 			
• Functiona requirements	<ul style="list-style-type: none"> • BRL-K619 			
Measuring & testing equipment				
• Measurement means	<ul style="list-style-type: none"> • Calibration 			
• Installation for testing	<ul style="list-style-type: none"> • EN 997 • Kiwa requirements 			
Logistics				
• internal transport				
• storage + packaging				

*If applicable