

# Environmental Product Declaration

as per ISO 14025 and EN 15804

Owner of the declaration:	Officine Maccaferri S.p.A.
Publisher:	Kiwa-Ecobility Experts
Programme operator:	Kiwa-Ecobility Experts
Registration number:	EPD-Kiwa-EE-000372-EN
Issue date:	22.05.2024
Valid to:	22.05.2029



## PARAGRID

Geogrids for reinforcement in soil structures

**1. General information**

**Officine Maccaferri S.p.A.**

**Programme operator**

Kiwa-Ecobility Experts  
 Kiwa GmbH, Ecobility Experts  
 Wattstraße 11-13  
 13355 Berlin  
 Germany

**Registration number**

EPD-Kiwa-EE-000372-EN

**This declaration is based on the Product Category Rules**

PCR B: Product Category Rules for geosynthetic products Edition 2022-02-08

**Issue date**


22.05.2024

**Valid to**

22.05.2029



Raoul Mancke  
 (Head of programme operations, Kiwa-Ecobility Experts)



Martin Koehrer  
 (Verification body, Kiwa-Ecobility Experts)

**PARAGRID**

**Owner of the declaration**

Officine Maccaferri S.p.A.  
 Via del Faggiolo, 1/12 D  
 40132 Bologna (BO)  
 Italy

**Declared product / declared unit**

1 m<sup>2</sup> of PARAGRID geogrid including distribution packaging

**Scope**

The EPD is based on the composition of PARAGRID 100/5 (unit weight 416 g/m<sup>2</sup>). The LCA results are also representative of the others PARAGRID products applying the scaling function reported in section 7.

Kiwa-Ecobility Experts assumes no liability for manufacturer's information, LCA data and evidence.

**Verification**

The European standard EN 15804+A2:2019 serves as the core PCR.

Independent verification of the declaration and data according to ISO 14025: 2010.

internal

external



Dr.-Ing. Morteza Nikravan  
 (External verifier of Kiwa GmbH)

**2. Product**

**2.1 Product description**

PARAGRID geogrids are planar structures consisting of a biaxial array of composite geosynthetic strips. The strips comprise of a core of high tenacity polyester tendons encased in a polyethylene sheath.



**2.2 Application**

PARAGRID is used as reinforcement in soil structures. The combination of the mechanical resistance of the polyester core with the durability of the polyethylene sheath enables its use in very aggressive conditions. Indeed, PARAGRID is highly resistant to chemicals, micro-organisms, UV radiation and mechanical damages.

**2.3 Technical data**

Characteristic	Unit	Value
Unit weight (EN ISO 9864)	213 - 811	g/m <sup>2</sup>
$T_{char}$ (kN per meter width) (EN ISO 10319) MD	30 - 200	kN/m
$T_{char}$ (kN per meter tre width) (EN ISO 10319) CMD	5 - 100	kN/m
Nominal strain at $T_{char}$ load (%) (EN ISO 10319) MD	9	%
Nominal strain at $T_{char}$ load (%) (EN ISO 10319) CMD	9	%
Durability (EN 13249ff, Appendix B)	Predicted to be durable for more than 120 years in natural soils with $4 \leq pH \leq 11$ and soil temperatures $\leq 30$ °C.	

The characteristic short-term tensile strength ( $T_{char}$ ) values MD can be taken from the name of the respective product  
 The characteristic short-term tensile strength ( $T_{char}$ ) are the mean short-term tensile strength minus 1 x the tolerance value, in accordance with BS EN 13251 : 2016.

**2.4 Placing on the market/ Application rules**

PARAGRID geogrids are CE certified for reinforcement applications according to EN 13249:2016, EN 13250:2016, EN 13251:2016, EN 13253:2016, EN 13254:2016, EN 13255:2016, EN 13257:2016, EN 13265:2016, and BBA HAPAS certified to comply with the design done according to the BS 8006 and to meet the requirements of Highways England and local highway authorities.

**2.5 Base materials / Ancillary materials**

The composition of the reference product for 1 m<sup>2</sup> is reported in its weight in the table below.

Raw material	Unit	Value
Polyester fibres	kg	0.194
LLDPE – Linear Low-density polyethylene	kg	0.254

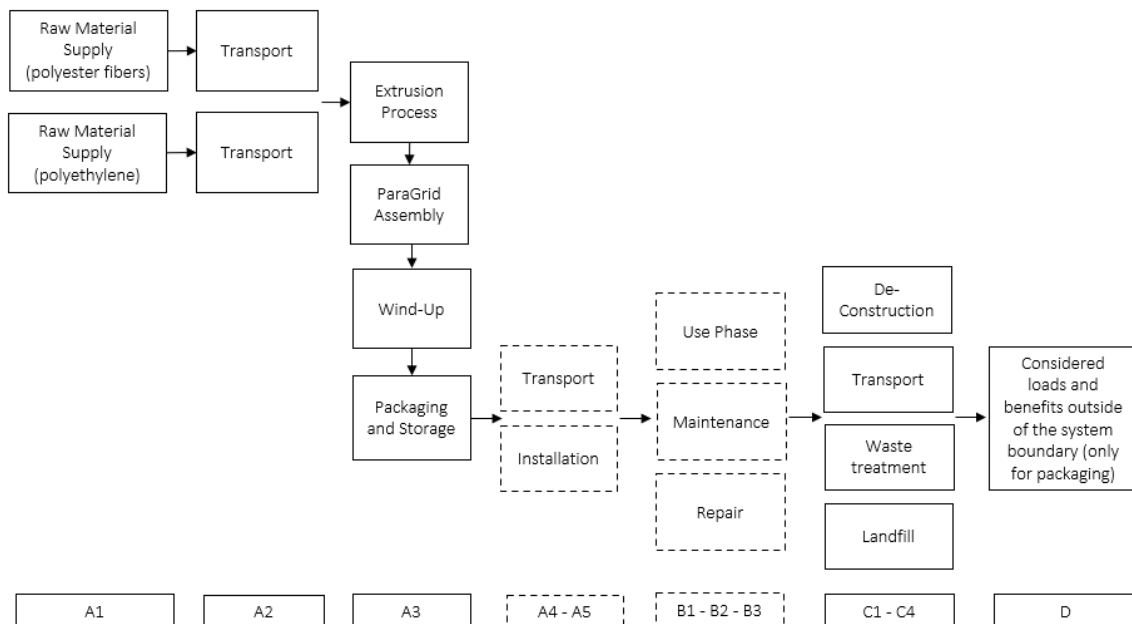
The content of SVHC in the PARAGRID does not exceed 0.1 % of its weight.

**2.6 Manufacturing**

The manufacturing is performed in the West Yorkshire site (United Kingdom) by Linear Composites Ltd, a subsidiary of Officine Maccaferri S.p.A.

The production process entails the extrusion of the polyethylene to coat a core material made of high tenacity polyester in order to obtain composite geosynthetic strips, which are then assembled through a thermo-bonding process to form a geogrid.

Below is a diagram of the product system and the modules considered.



**2.7 Packaging**

Packaging is carried out by rolling the products onto cardboard pipes and then wrapping them in PE film. The table below shows the quantities per declared unit.

Packed material/component	Packaging type	Packaging amount per kg of finished product
PARAGRID	PP Eurobung	0.012 kg
	Cardboard pipes	0.110 kg
	Layflat (HDPE)	0.001 kg

**2.8 Reference Service Life (RSL)**

The typical service life for reinforced soil structures is between 60 years to 120 years. The typical Design life is up to 120 years.

According to EN 13249ff, Appendix B, the durability shall be evaluated by testing according to EN12447. PARAGRID it is predictable to be durable for more than 120 years as per test result according to EN12447 and as reported in the DOP of the products.

**2.9 Other Information**

For further information on this product please visit the webpage under the following link:

[www.maccaferri.com](http://www.maccaferri.com)

**3. LCA: Calculation rules**

**3.1 Declared unit**

In accordance with the PCR B, 1 m<sup>2</sup> of PARAGRID geogrid is chosen as the declared unit.

Product	Unit weight (g/m <sup>2</sup> )	Conversion factor for 1 kg
PARAGRID 100/5	416	2.404

**3.2 System boundary**

This is a cradle to gate EPD with modules C1-C4 and module D. More precisely, the following processes were accounted for each module:

A1 - Production of raw materials used in the products, as well as the production of energy carriers used in the production process.

A2 - Transport of raw materials to the manufacturing site and internal handling

A3 - Manufacturing of the Officine Maccaferri PARAGRID which includes the manufacturing steps reported in section 2.6 as well as the production of the distribution packaging and of the ancillary material. In addition, the treatment of waste generated from the manufacturing processes are accounted for.

C1 – Dismantling of the strip from the construction work.

C2 - Transport from collection point to waste processing and disposal site.

C3 - Shredding and sorting of fractions for recycling.

C4 - Landfill of material fractions not recycled.

D - Benefit and load beyond the product system.

Description of the system boundary																
Product stage			Construction process stage		Use stage							End of life stage				Benefits and loads beyond the system boundaries
Raw material supply	Transport	Manu- facturing	Transport from manu-	Construction -installation	Use	Main- tenance	Repair	Replacement	Refur- bishmen	Operational energy use	Operational water use	De- construction	Transport	Waste processing	Disposal	Reuse- Recovery- Recycling- potential
A1	A2	A3	A4	A5	B1	B2	B3	B4	B5	B6	B7	C1	C2	C3	C4	D
X	X	X	MND	MND	MND	MND	MND	MND	MND	MND	MND	X	X	X	X	X

X=Module declared | MND=Module not declared

### 3.3 Estimates and assumptions

The main assumptions are related to packaging for raw materials transportation and distances of inbound transportations. A generic packaging is assumed for the transport of raw materials and auxiliaries, composed as below.

Packaging type	Packaging amount per kg of finished product	Notes
Wooden pallet	0.02 kg	Average reuse rate of 25 times
Cardboard	0.01 kg	
Plastic bag (HDPE)	0.005 kg	

### 3.4 Cut-off Criteria

The cut-off applied are related to the packaging of steel blades used in the production process in the UK plant.

### 3.5 Period under review and Geographical reference area

All process-specific data was collected for 2022 operating year. Geographical reference area is global.

### 3.6 Data quality

Specific data were collected at Linear Composites Ltd site in United Kingdom considering an annual average referred to 2022, whereas the most updated selected generic datasets available in the LCI databases were used for the other modules. Thus, in line with PCR A requirements, manufacturer-specific data is not older than 5 years and generic data is not older than 10 years. The assessment of the potential environmental impacts of the products and components under study has been performed with the support of LCA for Expert v. 10.7.1.28 software and the 2023.2 professional Sphera DB.

### 3.7 Allocation

A mass allocation based on the weight of the production volumes has been applied.

### 3.8 Comparability

In principle, a comparison or assessment of the environmental impacts of different products is only possible if they have been prepared in accordance with EN 15804. For the evaluation of the comparability, the following aspects have to be considered in particular: PCR used, functional or declared unit, geographical reference, definition of the system boundary, declared modules, data selection (primary or secondary data, background database, data quality), scenarios used for use and disposal phases, and the life cycle inventory (data collection, calculation methods, allocations, validity period). PCRs and general program instructions of different EPDs programs may differ. A comparability needs to be evaluated. For further guidance see EN 15804+A2 (5.3 Comparability of EPD for construction products) and ISO 14025 (6.7.2 Requirements for comparability).

## 4. LCA: Scenarios and additional technical information

It is assumed that 25% of the product remains in the soil while 75% is removed and sent to landfill. For the digging up from the soil it was considered only the impacts related to the removal of the geogrid from the soil.

Regarding the end of life of packaging components, the following scenarios were applied:

- The end-of-life plastic component was, conservatively, incinerated.
- The end-of-life of cardboard component was based on Eurostat data.

Processes	Unit (expressed per FU or DU of components, products or materials and by type of material)	PARAGRID 100/5
Collection process specified by type	Kg collected separately	Polymer: 0.312 kg
		Paper: 6.61E-05 kg
Recovery system specified by type	Kg for reuse	0
	Kg for recycling	0
	Kg for energy recovery	Polymer: 7.81E-06 kg Paper: 4.91E-05 kg
Disposal specified by type	Kg product or material for final deposition	Landfill (Polymer): 0.312 kg
		Landfill (Paper): 1.7E-05 kg

## 5. LCA: Results

The following tables show the results of the impact assessment indicators, resource use, waste and other output streams. The results presented here refer to the declared average product.

LCA results - Indicators describing environmental impacts based on the impact assessment (LCIA): 1 m <sup>2</sup> of PARAGRID 100/5 (EN 15804+A2)							
Parameter	Unit	A1-A3	C1	C2	C3	C4	D
<b>Core environmental impact indicators (EN 15804+A2)</b>							
GWP-total	kg CO2 eqv.	1.06E+00	1.88E-04	2.62E-03	0.00E+00	2.13E-02	-3.31E-05
GWP-f	kg CO2 eqv.	1.04E+00	1.89E-04	2.59E-03	0.00E+00	2.14E-02	-3.30E-05
GWP-b	kg CO2 eqv.	2.29E-02	-2.59E-06	6.03E-06	0.00E+00	-1.76E-04	-1.50E-07
GWP-luc	kg CO2 eqv.	3.78E-04	1.73E-06	2.44E-05	0.00E+00	1.77E-05	-2.15E-09
ODP	kg CFC 11 eqv.	3.70E-12	1.63E-17	2.31E-16	0.00E+00	3.61E-14	-2.58E-16
AP	mol H+ eqv.	2.39E-03	9.54E-07	1.38E-05	0.00E+00	6.44E-05	-4.11E-08
EP-fr	kg P eqv.	3.04E-06	6.79E-10	9.60E-09	0.00E+00	4.13E-06	-5.33E-11
EP-mar	kg N eqv.	7.59E-04	4.49E-07	6.69E-06	0.00E+00	1.48E-05	-1.20E-08
EP-ter	mol N eqv.	8.24E-03	4.98E-06	7.44E-05	0.00E+00	1.62E-04	-1.29E-07
POCP	kg NMVOC eqv.	3.23E-03	1.26E-06	1.31E-05	0.00E+00	4.69E-05	-3.36E-08
ADP-e	kg Sb-eqv.	5.64E-08	1.21E-11	1.71E-10	0.00E+00	5.68E-10	-2.36E-12
ADP-f	MJ	3.40E+01	2.53E-03	3.58E-02	0.00E+00	3.20E-01	-6.09E-04
WU	m3 world eqv.	1.92E-01	2.15E-06	3.04E-05	0.00E+00	-2.92E-04	-3.11E-06
<b>Additional environmental impact indicators (EN 15804+A2)</b>							
PM	disease incidence	2.51E-08	1.08E-11	6.47E-11	0.00E+00	6.24E-10	-3.49E-13
IR	kBq U235 eqv.	8.01E-02	4.74E-07	6.70E-06	0.00E+00	5.61E-04	-7.76E-06
ETP-fw	CTUe	1.70E+01	1.78E-03	2.52E-02	0.00E+00	2.73E-01	-8.43E-05
HTP-c	CTUh	1.09E-09	3.60E-14	5.09E-13	0.00E+00	1.40E-11	-6.73E-15
HTP-nc	CTUh	9.44E-08	1.59E-12	2.25E-11	0.00E+00	1.12E-09	-1.66E-13
SQP	Pt	4.07E+00	1.06E-03	1.49E-02	0.00E+00	2.77E-02	-1.16E-04
<b>ADP-e</b> = Abiotic depletion potential for non-fossil resources   <b>ADP-f</b> =Abiotic depletion for fossil resources potential   <b>AP</b> = Acidification potential, Accumulated Exceedance   <b>EP-fr</b> = Eutrophication potential, fraction of nutrients reaching freshwater end compartment   <b>EP-mar</b> = Eutrophication potential, fraction of nutrients reaching marine end compartment   <b>EP-ter</b> = Eutrophication potential, Accumulated Exceedance   <b>GWP-b</b> =Global Warming Potential biogenic   <b>GWP-f</b> =Global Warming Potential fossil fuels   <b>GWP-luc</b> =Global Warming Potential land use and land use change   <b>GWP-total</b> =Global Warming Potential total   <b>ODP</b> =Depletion potential of the stratospheric ozone layer   <b>POCP</b> =Formation potential of tropospheric ozone   <b>WU</b> =Water (user) deprivation potential, deprivation- weighted water consumption   <b>ETP-fw</b> =Potential Comparative Toxic Unit for ecosystems   <b>HTP-c</b> =Potential Toxic Unit for Humans toxicity, cancer   <b>HTP-nc</b> = Potential Toxic Unit for humans, non-cancer   <b>IRP</b> =Potential Human exposure efficiency relative to U235, human health   <b>PM</b> =Potential incidence of disease due to Particulate Matter emissions   <b>SQP</b> =Potential soil quality index							

Disclaimer on ADP-e, ADP-f, WDP, ETP-fw, HTP-c, HTP-nc, SQP: The results of these environmental impact indicators must be used with caution, as the uncertainties in these results are high or as there is limited experience with the indicator.

Disclaimer on IR: This impact category mainly addresses the potential effect of low dose ionizing radiation on human health in the nuclear fuel cycle. It does not consider effects due to possible nuclear accidents and occupational exposures, nor does it consider radioactive waste disposal in underground facilities. Potential ionizing radiation from soil, radon, and some building materials is also not measured by this indicator.



**LCA results - Indicators describing resource use and environmental information derived from life cycle inventory (LCI): 1 m<sup>2</sup> of PARAGRID 100/5 (EN 15804+A2)**

Parameter	Unit	A1-A3	C1	C2	C3	C4	D
PERE	MJ	2.87E+00	1.79E-04	2.53E-03	0.00E+00	2.89E-02	-1.76E-04
PERM	MJ	0.00E+00	0.00E+00	0.00E+00	0.00E+00	0.00E+00	0.00E+00
PERT	MJ	2.87E+00	1.79E-04	2.53E-03	0.00E+00	2.89E-02	-1.76E-04
PENRE	MJ	1.89E+01	2.54E-03	3.59E-02	0.00E+00	3.21E-01	-6.09E-04
PENRM	MJ	1.51E+01	0.00E+00	0.00E+00	0.00E+00	0.00E+00	0.00E+00
PENRT	MJ	3.40E+01	2.54E-03	3.59E-02	0.00E+00	3.21E-01	-6.09E-04
SM	Kg	0.00E+00	0.00E+00	0.00E+00	0.00E+00	0.00E+00	0.00E+00
RSF	MJ	0.00E+00	0.00E+00	0.00E+00	0.00E+00	0.00E+00	0.00E+00
NRSF	MJ	0.00E+00	0.00E+00	0.00E+00	0.00E+00	0.00E+00	0.00E+00
FW	M3	5.59E-03	1.98E-07	2.79E-06	0.00E+00	3.42E-06	-1.42E-07
HWD	Kg	2.61E-09	9.40E-15	1.33E-13	0.00E+00	2.70E-11	-3.29E-14
NHWD	Kg	5.58E-02	3.66E-07	5.17E-06	0.00E+00	3.11E-01	-3.00E-07
RWD	Kg	5.62E-04	3.28E-09	4.64E-08	0.00E+00	3.80E-06	-4.67E-08
CRU	Kg	0.00E+00	0.00E+00	0.00E+00	0.00E+00	0.00E+00	0.00E+00
MFR	Kg	1.48E-04	0.00E+00	0.00E+00	0.00E+00	0.00E+00	0.00E+00
MER	Kg	0.00E+00	0.00E+00	0.00E+00	0.00E+00	0.00E+00	0.00E+00
EET	MJ	0.00E+00	0.00E+00	0.00E+00	0.00E+00	0.00E+00	5.22E-05
EEE	MJ	0.00E+00	0.00E+00	0.00E+00	0.00E+00	0.00E+00	9.28E-05

PERE=Use of renewable primary energy excluding renewable primary energy resources used as raw materials | PERM= Use of renewable primary energy resources used as raw materials | PERT=Total use of renewable primary energy resources | PENRE= Use of non-renewable primary energy excluding non-renewable primary energy resources used as raw materials | PENRM= Use of non-renewable primary energy resources used as raw materials | PENRT= Total use of non-renewable primary energy resources | SM=Use of secondary material | RSF=Use of renewable secondary fuels | NRSF=Use of non-renewable secondary fuels | FW=Use of fresh water | HWD=Hazardous waste disposed | NHWD=Non-hazardous waste disposed | RWD=Radioactive waste disposed | CRU=Components for re-use | MFR=Materials for recycling | MER=Materials for energy recovery | EET=Exported energy, thermal | EE=Exported energy, electrical

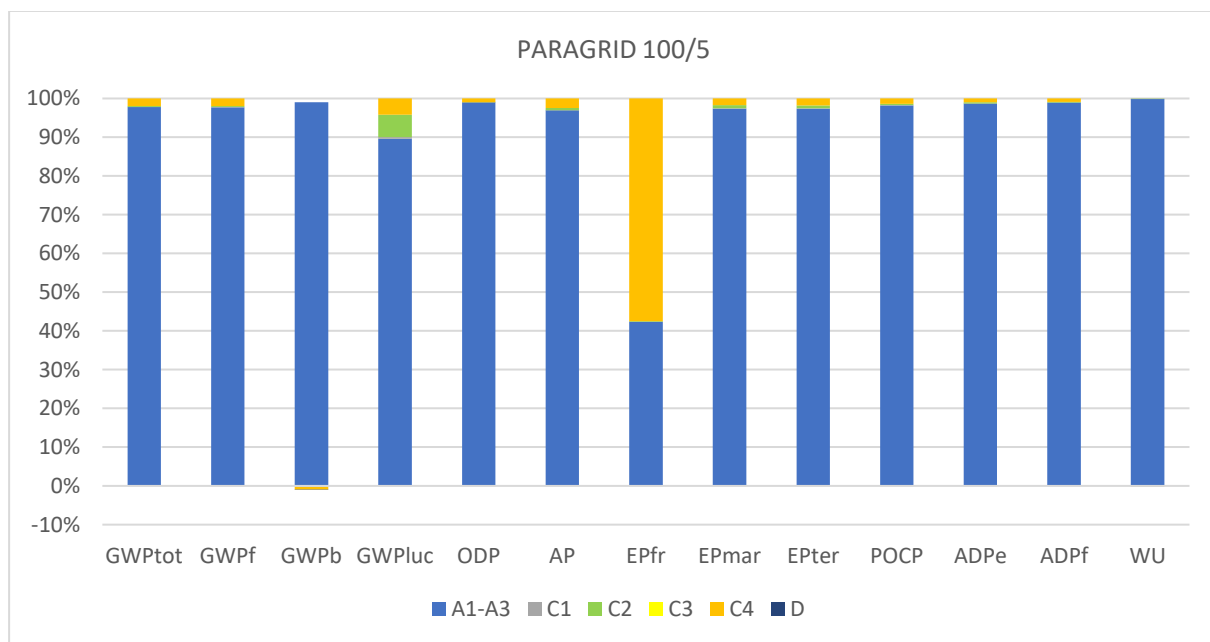
**LCA results - information on biogenic carbon content at the factory gate: 1 m<sup>2</sup> of PARAGRID 100/5 (EN 15804+A2)**

Parameter	Unit	Value
biogenic carbon content in product	kg C	0
biogenic carbon content in accompanying packaging	kg C	1.10E-01

NOTE 1 kg biogenic carbon is equivalent to 44/12 kg CO<sub>2</sub>

**6. Interpretation**

The analysis of the contribution of each module to the impacts of PARAGRID 100/5 is shown in the graph below. It can be observed that the impacts are driven by modules A1-A3, while the contribution of the other modules is about 3 % for all impact categories analyzed, except for EPfr whose impacts are driven by the disposal of the geogrid in landfill. The contribution of module D is negligible (<1%) compared to modules A1-A3.



## 7. Scaling

The environmental impacts for the production phase (Module A1-A3) of specific product grades of **PARAGRID** products, defined by nominal unit weight, are shown in the following tables. For other grades the scaling function in the last column can be used, where 'x' represents the nominal unit weight in kg/m<sup>2</sup>.

Product grade		50/5	80/5	100/5	150/5	200/5	Scaling Function
Nominal Unit weight	(g/m <sup>2</sup> )	244	362	416	567	705	(X*1000)
Nominal Unit weight	(kg/m <sup>2</sup> )	0.244	0.362	0.416	0.567	0.705	X
<b>Core environmental impact indicators (EN 15804+A2)</b>							
GWP-total	kg CO <sub>2</sub> eqv.	6.16E-01	8.96E-01	1.06E+00	1.47E+00	1.86E+00	2.73E+00x-6.93E-02
GWP-f	kg CO <sub>2</sub> eqv.	6.02E-01	8.76E-01	1.04E+00	1.44E+00	1.82E+00	2.67E+00x-6.84E-02
GWP-b	kg CO <sub>2</sub> eqv.	1.35E-02	1.95E-02	2.29E-02	3.18E-02	3.97E-02	5.74E-02x-8.30E-04
GWP-luc	kg CO <sub>2</sub> eqv.	2.04E-04	3.05E-04	3.78E-04	5.14E-04	6.80E-04	1.03E-03x-5.67E-05
ODP	kg CFC 11 eqv.	2.10E-12	3.07E-12	3.70E-12	5.08E-12	6.52E-12	9.63E-12x-3.25E-13
AP	mol H+ eqv.	1.43E-03	2.06E-03	2.39E-03	3.34E-03	4.13E-03	5.93E-03x-4.97E-05
EP-fr	kg P eqv.	1.63E-06	2.44E-06	3.04E-06	4.12E-06	5.49E-06	8.34E-06x-4.82E-07
EP-mar	kg N eqv.	4.54E-04	6.52E-04	7.59E-04	1.06E-03	1.31E-03	1.88E-03x-1.76E-05
EP-ter	mol N eqv.	4.92E-03	7.08E-03	8.24E-03	1.15E-02	1.43E-02	2.05E-02x-2.02E-04
POCP	kg NMVOC eqv.	1.89E-03	2.74E-03	3.23E-03	4.48E-03	5.62E-03	8.16E-03x-1.53E-04
ADP-e	kg Sb-eqv.	3.27E-08	4.75E-08	5.64E-08	7.80E-08	9.87E-08	1.44E-07x-3.51E-09
ADP-f	MJ	2.03E+01	2.91E+01	3.40E+01	4.73E+01	5.88E+01	8.46E+01x-9.27E-01
WU	m3 world eqv.	1.11E-01	1.61E-01	1.92E-01	2.66E-01	3.38E-01	4.96E-01x-1.38E-02
<b>Additional environmental impact indicators (EN 15804+A2)</b>							
PM	disease incidence	1.56E-08	2.21E-08	2.51E-08	3.53E-08	4.27E-08	6.00E-08x+6.44E-10
IR	kBq U235 eqv.	4.47E-02	6.59E-02	8.01E-02	1.10E-01	1.42E-01	2.12E-01x-8.76E-03
ETP-fw	CTUe	1.02E+01	1.47E+01	1.70E+01	2.37E+01	2.93E+01	4.20E+01x-2.83E-01
HTP-c	CTUh	5.73E-10	8.66E-10	1.09E-09	1.48E-09	1.99E-09	3.05E-09x-2.01E-10
HTP-nc	CTUh	4.69E-08	7.25E-08	9.44E-08	1.26E-07	1.75E-07	2.74E-07x-2.27E-08
SQP	Pt	2.38E+00	3.44E+00	4.07E+00	5.64E+00	7.11E+00	1.03E+01x-2.21E-01

Product grade		50/5	80/5	100/5	150/5	200/5	Scaling Function
Nominal Unit weight	(g/m <sup>2</sup> )	244	362	416	567	705	(X*1000)
Nominal Unit weight	(kg/m <sup>2</sup> )	0.244	0.362	0.416	0.567	0.705	X
<b>Indicators describing resource use and environmental information derived from life cycle inventory (LCI)</b>							
PERE	MJ	1.64E+00	2.39E+00	2.87E+00	3.95E+00	5.05E+00	7.43E+00x-2.29E-01
PERM	MJ	0.00E+00	0.00E+00	0.00E+00	0.00E+00	0.00E+00	0.00E+00x+0.00E+00
PERT	MJ	1.64E+00	2.39E+00	2.87E+00	3.95E+00	5.05E+00	7.43E+00x-2.29E-01
PENRE	MJ	1.07E+01	1.57E+01	1.89E+01	2.60E+01	3.33E+01	4.92E+01x-1.65E+00
PENRM	MJ	9.56E+00	1.35E+01	1.51E+01	2.14E+01	2.56E+01	3.56E+01x+7.21E-01
PENRT	MJ	2.03E+01	2.92E+01	3.40E+01	4.74E+01	5.89E+01	8.48E+01x-9.27E-01
SM	Kg	0.00E+00	0.00E+00	0.00E+00	0.00E+00	0.00E+00	0.00E+00x+0.00E+00
RSF	MJ	0.00E+00	0.00E+00	0.00E+00	0.00E+00	0.00E+00	0.00E+00x+0.00E+00
NRSF	MJ	0.00E+00	0.00E+00	0.00E+00	0.00E+00	0.00E+00	0.00E+00x+0.00E+00
FW	M3	3.20E-03	4.68E-03	5.59E-03	7.71E-03	9.84E-03	1.45E-02x-4.33E-04
HWD	Kg	1.57E-09	2.25E-09	2.61E-09	3.65E-09	4.50E-09	6.44E-09x-3.95E-11
NHWD	Kg	3.24E-02	4.70E-02	5.58E-02	7.72E-02	9.77E-02	1.43E-01x-3.42E-03
RWD	Kg	3.17E-04	4.65E-04	5.62E-04	7.71E-04	9.94E-04	1.47E-03x-5.45E-05
CRU	Kg	0.00E+00	0.00E+00	0.00E+00	0.00E+00	0.00E+00	0.00E+00x+0.00E+00
MFR	Kg	8.86E-05	1.27E-04	1.48E-04	2.06E-04	2.55E-04	3.66E-04x-3.01E-06
MER	Kg	0.00E+00	0.00E+00	0.00E+00	0.00E+00	0.00E+00	0.00E+00x+0.00E+00
EET	MJ	0.00E+00	0.00E+00	0.00E+00	0.00E+00	0.00E+00	0.00E+00x+0.00E+00
EEE	MJ	0.00E+00	0.00E+00	0.00E+00	0.00E+00	0.00E+00	0.00E+00x+0.00E+00

The environmental impacts for the production phase (Module C1-C4) of specific product grades of **PARAGRID** products, defined by nominal unit weight, are shown in the following tables. For other grades the scaling function in the last column can be used, where 'x' represents the nominal unit weight in kg/m<sup>2</sup>.

Product grade		50/5	80/5	100/5	150/5	200/5	Scaling Function
Nominal Unit weight	(g/m <sup>2</sup> )	244	362	416	567	705	(X*1000)
Nominal Unit weight	(kg/m <sup>2</sup> )	0.244	0.362	0.416	0.567	0.705	X
<b>Core environmental impact indicators (EN 15804+A2)</b>							
GWP-total	kg CO <sub>2</sub> eqv.	1.41E-02	2.09E-02	2.41E-02	3.28E-02	4.08E-02	5.79E-02x+2.46E-06
GWP-f	kg CO <sub>2</sub> eqv.	1.42E-02	2.11E-02	2.42E-02	3.30E-02	4.11E-02	5.83E-02x-6.58E-07
GWP-b	kg CO <sub>2</sub> eqv.	-1.26E-04	-1.90E-04	-2.17E-04	-2.93E-04	-3.65E-04	-5.15E-04x-1.80E-06
GWP-luc	kg CO <sub>2</sub> eqv.	2.57E-05	3.81E-05	4.38E-05	5.97E-05	7.42E-05	1.05E-04x-9.84E-10
ODP	kg CFC 11 eqv.	2.13E-14	3.16E-14	3.63E-14	4.95E-14	6.15E-14	8.73E-14x-2.46E-19
AP	mol H <sup>+</sup> eqv.	4.64E-05	6.89E-05	7.92E-05	1.08E-04	1.34E-04	1.90E-04x-1.10E-09
EP-fr	kg P eqv.	2.43E-06	3.60E-06	4.14E-06	5.64E-06	7.02E-06	9.95E-06x-3.20E-12
EP-mar	kg N eqv.	1.28E-05	1.91E-05	2.19E-05	2.98E-05	3.71E-05	5.26E-05x-4.88E-10
EP-ter	mol N eqv.	1.42E-04	2.10E-04	2.41E-04	3.29E-04	4.09E-04	5.80E-04x-5.37E-09
POCP	kg NMVOC eqv.	3.59E-05	5.33E-05	6.12E-05	8.35E-05	1.04E-04	1.47E-04x-1.18E-09
ADP-e	kg Sb-eqv.	4.40E-10	6.53E-10	7.51E-10	1.02E-09	1.27E-09	1.80E-09x-9.13E-15
ADP-f	MJ	2.10E-01	3.12E-01	3.59E-01	4.89E-01	6.08E-01	8.62E-01x-2.27E-06
WU	m <sup>3</sup> world eqv.	-1.52E-04	-2.26E-04	-2.59E-04	-3.53E-04	-4.39E-04	-6.23E-04x-2.25E-07
<b>Additional environmental impact indicators (EN 15804+A2)</b>							
PM	disease incidence	4.10E-10	6.09E-10	7.00E-10	9.54E-10	1.19E-09	1.68E-09x-6.13E-15
IR	kBq U235 eqv.	3.33E-04	4.95E-04	5.68E-04	7.75E-04	9.63E-04	1.37E-03x-5.23E-09
ETP-fw	CTUe	1.76E-01	2.61E-01	3.00E-01	4.09E-01	5.09E-01	7.22E-01x-1.45E-06
HTP-c	CTUh	8.55E-12	1.27E-11	1.46E-11	1.99E-11	2.47E-11	3.50E-11x-5.00E-17
HTP-nc	CTUh	6.71E-10	9.96E-10	1.14E-09	1.56E-09	1.94E-09	2.75E-09x-2.96E-15
SQP	Pt	2.57E-02	3.81E-02	4.37E-02	5.96E-02	7.41E-02	1.05E-01x-7.65E-07

Product grade		50/5	80/5	100/5	150/5	200/5	Scaling Function
Nominal Unit weight	(g/m <sup>2</sup> )	244	362	416	567	705	(X*1000)
Nominal Unit weight	(kg/m <sup>2</sup> )	0.244	0.362	0.416	0.567	0.705	X
<b>Indicators describing resource use and environmental information derived from life cycle inventory (LCI)</b>							
PERE	MJ	1.85E-02	2.75E-02	3.16E-02	4.31E-02	5.36E-02	7.60E-02x-2.55E-07
PERM	MJ	0.00E+00	0.00E+00	0.00E+00	0.00E+00	0.00E+00	0.00E+00x+0.00E+00
PERT	MJ	1.85E-02	2.75E-02	3.16E-02	4.31E-02	5.36E-02	7.60E-02x-2.55E-07
PENRE	MJ	2.11E-01	3.12E-01	3.59E-01	4.89E-01	6.08E-01	8.63E-01x-2.27E-06
PENRM	MJ	0.00E+00	0.00E+00	0.00E+00	0.00E+00	0.00E+00	0.00E+00x+0.00E+00
PENRT	MJ	2.11E-01	3.12E-01	3.59E-01	4.89E-01	6.08E-01	8.63E-01x-2.27E-06
SM	Kg	0.00E+00	0.00E+00	0.00E+00	0.00E+00	0.00E+00	0.00E+00x+0.00E+00
RSF	MJ	0.00E+00	0.00E+00	0.00E+00	0.00E+00	0.00E+00	0.00E+00x+0.00E+00
NRSF	MJ	0.00E+00	0.00E+00	0.00E+00	0.00E+00	0.00E+00	0.00E+00x+0.00E+00
FW	M3	3.76E-06	5.57E-06	6.41E-06	8.74E-06	1.09E-05	1.54E-05x-5.37E-09
HWD	Kg	1.59E-11	2.36E-11	2.71E-11	3.70E-11	4.60E-11	6.52E-11x-5.07E-17
NHWD	Kg	1.82E-01	2.70E-01	3.11E-01	4.24E-01	5.27E-01	7.47E-01x-3.02E-07
RWD	Kg	2.26E-06	3.35E-06	3.85E-06	5.24E-06	6.52E-06	9.24E-06x-3.33E-11
CRU	Kg	0.00E+00	0.00E+00	0.00E+00	0.00E+00	0.00E+00	0.00E+00x+0.00E+00
MFR	Kg	0.00E+00	0.00E+00	0.00E+00	0.00E+00	0.00E+00	0.00E+00x+0.00E+00
MER	Kg	0.00E+00	0.00E+00	0.00E+00	0.00E+00	0.00E+00	0.00E+00x+0.00E+00
EET	MJ	0.00E+00	0.00E+00	0.00E+00	0.00E+00	0.00E+00	0.00E+00x+0.00E+00
EEE	MJ	0.00E+00	0.00E+00	0.00E+00	0.00E+00	0.00E+00	0.00E+00x+0.00E+00

## 8. References

Ecoinnovazione; 2024. Technical Report: LCA Study Of High Strenght Composite Products For Civil Engineering Works

ISO 14040:2006, Environmental management - Life cycle assessment - Principles and framework

ISO 14044:2006, Environmental management - Life cycle assessment - Requirements and guidelines

ISO 14025:2010: Environmental labels and declarations — Type III environmental declarations — Principles and procedures EN 13249

EN 15804:2012+A2:2019/AC:2021 Sustainability of construction works — Environmental Product Decla-rations — Core rules for the product category of construction products

PCR A: General Program Category Rules for Construction Products from the EPD program Kiwa-Ecobility Experts, R.0\_2021-07-16

PCR B: Product Category Rules for geosynthetic products - Requirements on the Environmental Product Declarations for geosynthetic products, Edition 2022-02-08

 <p><b>kiwa</b> Ecobility Experts -VERIFICATION BODY-</p>	<p><b>Publisher</b> Kiwa-Ecobility Experts Kiwa GmbH, Ecobility Experts Wattstraße 11-13 13355 Berlin Germany</p>	<p>Mail Web</p>	<p><a href="mailto:DE.Ecobility.Experts@kiwa.com">DE.Ecobility.Experts@kiwa.com</a> <a href="https://www.kiwa.com/de/de/themes/ecobility-experts/ecobility-experts/">https://www.kiwa.com/de/de/themes/ecobility-experts/ecobility-experts/</a></p>
 <p><b>kiwa</b> Ecobility Experts -VERIFICATION BODY-</p>	<p><b>Programme operator</b> Kiwa-Ecobility Experts Kiwa GmbH, Ecobility Experts Wattstraße 11-13 13355 Berlin Germany</p>	<p>Mail Web</p>	<p><a href="mailto:DE.Ecobility.Experts@kiwa.com">DE.Ecobility.Experts@kiwa.com</a> <a href="https://www.kiwa.com/de/de/themes/ecobility-experts/ecobility-experts/">https://www.kiwa.com/de/de/themes/ecobility-experts/ecobility-experts/</a></p>
 <p><b>ecoinnovazione</b> spin off <b>ENEA</b></p>	<p><b>LCA Practitioner</b> Ecoinnovazione Srl Via della Liberazione 6/C 40128 Bologna (BO) Italy</p>	<p>Tel. Web</p>	<p>+39 328 987 0609 <a href="http://www.ecoinnovazione.it">www.ecoinnovazione.it</a></p>
	<p><b>Owner of the declaration</b> Officine Maccaferri S.p.A. Via del Faggiolo, 1/12 40132 Bologna (BO) Italy</p>	<p>Tel. Fax. Mail Web</p>	<p>+39 051 6436000 +39 051 6436201 <a href="mailto:info@maccaferri.com">info@maccaferri.com</a> <a href="http://www.maccaferri.com">www.maccaferri.com</a></p>

Kiwa-Ecobility Experts -  
established member of

