



Environmental Product Declaration

as per ISO 14025 and EN 15804



Owner of the declaration:	FILIGRAN Trägersysteme GmbH & Co. KG
Publisher:	Kiwa GmbH - Ecobility Experts
Programme holder:	Kiwa GmbH - Ecobility Experts
Declaration number:	EPD-FILIGRAN-138
Issue date:	29.07.2021
Valid to:	28.07.2026

FILIGRAN® Punching-Shear-Reinforcement FDB

The FILIGRAN®-Punching-Shear-Reinforcement FDB is the second generation of punching shear reinforcement that has been optimised for flat slabs using the FILIGRAN® construction method. A characteristic feature are the diagonal loops which protrude on the upper chord.



1. General information

FILIGRAN Trägersysteme GmbH & Co. KG

Programme holder

Kiwa GmbH - Ecobility Experts
Voltastr. 6
13355 Berlin
Germany

Declaration number

EPD-FILIGRAN-138-EN

This declaration is based on the Product

Category Rules

PCR B - construction steel products (draft)
2020-03-13

Issue date

29.07.2021

Valid to

28.07.2026



Frank Huppertz
(President of Kiwa GmbH – Ecobility Experts GmbH)



Prof. Dr. Frank Heimbecher
(Chairman of the independent expert committee - Ecobility Experts)

Punching-Shear-Reinforcement FDB

Owner of the declaration

Trägersysteme GmbH & Co. KG
Zapfenberg 6
31633 Leese
Germany

Declared product / declared unit

1 ton construction steel products

Scope

The EPD (type: Cradle to gate with modules C1–C4 and module D) is about a are factory pre-fabricated reinforcing elements, manufactured in Leese, Germany.

Kiwa GmbH – Ecobility Experts shall not be liable with respect to manufacturer information, life cycle assessment data and evidences.

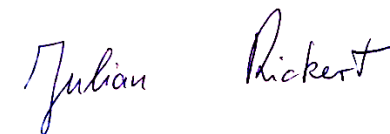
Verification

The CEN Norm EN EN 15804+A2:2019 serves as the core PCR

Independent verification of the declaration and data according to ISO 14025:2011-10

internally

externally



Julian Rickert
(External verifier – GreenDelta GmbH)

2. Product

2.1 Product description

FILIGRAN® Punching-Shear-Reinforcement FDB is an optimised punching shear reinforcement for use in FILIGRAN® slabs as flat slabs. With the highest levels of punching shear resistance and simple installation, this reinforcement guarantees a high degree of execution reliability.

The FDB is a further development of the nationally approved FILIGRAN®-Punching-Shear-Reinforcement. The ribbed struts consisting of 9 mm B500A, which provide support as punching shear reinforcement, protrude above the upper chord by a defined amount. Anchorage is provided by means of these loops and the rigid welded connection with the chords consisting of B500A with 10 mm. The struts are alternately inclined to different degrees. A typical feature of the further developed FDB is the additional inclination of the originally vertical struts by 2 cm in the direction of the loaded area.



Figure 1: Punching-Shear-Reinforcement FDB

2.2 Application

The FILIGRAN® Punching-Shear-Reinforcement FDB was specially developed for use in reinforced concrete flat slabs that are laid directly on supports. It can be used with FILIGRAN® floor slabs as well as in cast-in-place concrete floors. By dispensing with beams, the overall height of the ceiling construction and the formwork requirements are reduced. Depending on the required concrete cover, slab thicknesses from 18 cm to 36 cm can be produced and concrete grades from C20/25 to C50/60 can be used.

2.3 Technical Data

Table 1: Technical Data – FILIGRAN® Punching-Shear-Reinforcement FDB

Name	Value	Unit
Height (H)	130-300	mm
Length (L)	400 / 600 / 800 (and other)	mm
lower chord diameter (LC)	10	mm
diameter of diagonals (D)	9	mm
upper chord size (UC)	10	mm
Steel Grade DIN 488	B500A	
Weight Range	3,5 – 5,1	kg/m
Density	7,85	g/m ³

2.4 Base materials / Ancillary materials

Tabelle 2: Base materials / Ancillary materials

Name	Value	Unit
Wire rod for reinforcing steel according to customers demand. - Chemical composition fullfills requirements of DIN 488 - Production route: 95,7% Electric Arc Furnance (EAF); 4,3% Basic Oxygen Furnace (BOF)	100	%

Other used Materials are Welding rod, welding powder (flux) and welding gases. There is no biogenic carbon in the products.

2.5 Manufacture

The manufacturing contains the following processes:

- Wire drawing: The wire rod is cold drawn through dry drawing machines. The cold drawn wire is wound into spools
- Punching-Shear-Reinforcement FDB is finished by welding in the lattice girder machine

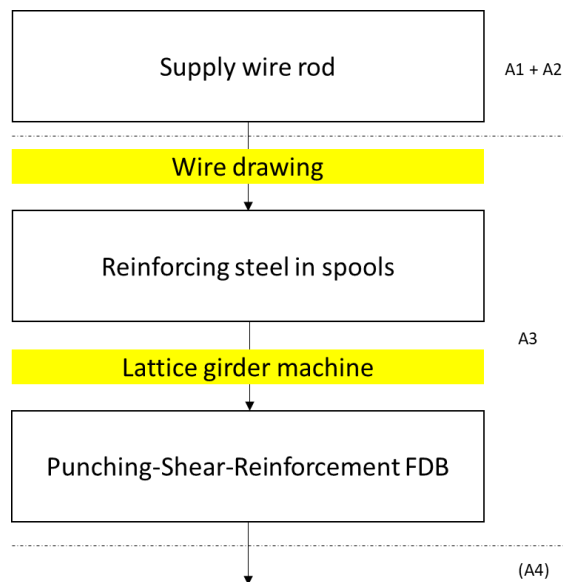


Figure 2: Overview about the production route of Punching-Shear-Reinforcement FDB (A1 - A3)

2.6 Packaging

Wooden pallets and wooden blanks are used for packaging and further transport to the customer.

2.7 Production Waste

The production process generates production residues and waste: Metal scrap and scale and ancillary materials (lubricating oil, electrode copper).

3. LCA: Calculation rules

3.1 Declared unit

The EPD refers to the declared unit of 1 metric ton reinforcement steel product.

Name	Value	Unit
Declared unit	1.000	kg
Density	7850 – 7870	kg/m ³
conversion factor to 1kg	not applicable	-

3.2 System boundary

This EPD was created in accordance with EN 15804 and monitors the production stage and the end-of-life stage. According to EN 15804 this corresponds to product phases A1-A3, C2-C4 and D (EPD type: "cradle to grave + module C + D"). All inputs including raw materials, primary products, energy and auxiliary materials as well as the accumulated waste are considered in the assessment. The manufacture of end products and the use of the final product is not within the manufacturer's sphere of influence. Therefore, modules A5 and B1-7 have not been considered.

3.3 Estimates and assumptions

The energy and material consumptions are average values and refer to the year 2019.

For part of the raw material (42 m%) no primary data with LCA results according to the new standard EN 15804+A2 were available. For the modelling of the base material in the LCA, a combination of two Ecoinvent profiles is used: "Steel, low-alloy {RER}| Steel production, electric, low-alloy " or "Steel, non-alloy {RER}| Steel production, converter, non-alloy" and "Hot rolling, steel {RER}| Processing".

3.4 Cut-off criteria

All material flows that contribute to more than 1% of the total mass, energy or environmental impact of the system have been considered in the LCA. It can be assumed that the neglected processes in total contributed less than 5% to the considered impact categories. The production of the machines, plants and other infrastructure required to produce the reinforcement steel products were not taken into account in the LCA.

3.5 Background Data

The background data is taken from Ecoinvent database version 3.5 (2018). The life cycle assessment was modeled with the NIBE tool. Geographical reference space of the background data is Germany. Almost all consistent datasets contained in the Ecoinvent database are documented and can be viewed in the online Ecoinvent documentation.

3.6 Data quality

In the operating data survey all relevant process-specific data could be collected. The data relating to the manufacturing phase of the construction steel are determined by FILIGRAN and refers to the production sites (Germany).

Secondary data were taken from the Ecoinvent 3.5 database, released in 2018. The database is regularly checked and thus complies with the requirements of ISO 14040/44 (background data not older than 10 years). The background data meets the requirements of EN 15804. The quantities of raw materials, consumables and supplies used as well as the energy consumption have been recorded and averaged over the entire year of operation.

The general rule has been that specific data from specific production processes or average data derived from specific processes must be given priority when calculating an EPD or Life Cycle Assessment. Data for processes that the manufacturer cannot influence or choose, were backed up with generic data.

3.7 Period Under review

All process-specific data was collected for the operating year 2019. The quantities of raw and auxiliary materials as well as energy consumption have been recorded and averaged over the entire operating year 2019.

3.8 Allocation

There are no co-products in the raw material supply phase, so no allocation methods were used at this stage. There are no allocations during the manufacturing phase at the plant. The preparation of the construction product is an independent process.

3.9 Calculation methods

For life cycle assessment, the calculation methods described in ISO 14040 (section 4.3.2) have been applied. The evaluation is based on the phases in the system boundaries.

3.10 Mix of electricity and CO₂-Certificates

The electricity mix was chosen according to the current electricity provider and time reference. The composition of this mix: 8,7% Nuclear; 28,3% coal; 8,8% natural gas; 1,3% other fossils (assumption: oil), 52,9% EEG mix (renewable energy mix in Germany). No CO₂ certificates were counted.

3.11 Comparability

Basically, a comparison or an evaluation of EPD data is only possible if all the data sets to be compared were created according to EN 15804 and the building context, respectively the product-specific characteristics of performance, are considered.

3.12 Reference Service Life (RSL)

The lifetime of reinforcement will be limited by the service life of the construction. Under these circumstances, no RSL according to the relevant ISO standards and EN 15804 can be declared.

4. LCA: Scenarios and additional technical information

During deconstruction, reinforced concrete is demolished, crushed and the steel is separated from the concrete. Due to the lack of secondary data and the unforeseeable use of the steel product, an estimated value of 0,5 hours of machine use (diesel) is assumed. From experience it is assumed that C1 does not have a dominant influence on the life cycle.

The waste scenario "Steel, reinforcement" from SBK 2019 was used for modelling the production waste and the end-of-life (95% Recycling, 5% Landfill).

5. LCA: Results

The following tables show the results of the impact assessment indicators, resource use, waste and other output streams. The results presented here refer to the declared average product.

Description of the system boundary																	
Product stage			Construction process stage		Use stage							End of life stage				Benefits and loads beyond the system boundaries	
Raw material supply	Transport	Manufacturing	Transport from manufacturer to place of use	Construction-installation process	Use	Maintenance	Repair	Replacement	Refurbishmen	Operational energy use	Operational water use	De-construction / demolition	Transport	Waste processing	Disposal	Reuse-Recovery-Recycling-potential	
																	A1
X	X	X	MND	MND	MND	MND	MND	MND	MND	MND	MND	MND	X	X	X	X	X
X=Module declared MND=Module not declared																	
Results of the LCA – Environmental impact: 1.000 kg Punching-Shear-Reinforcement FDB																	
Parameter	Unit	A1	A2	A3	C1	C2	C3	C4	D	Total							
Core environmental impact indicators (EN 15804)																	
ADP-mm	kg Sb-equiv.	2,61E-03	7,13E-05	8,31E-05	8,85E-06	1,95E-05	0,00E+00	2,97E-07	-2,59E-05	2,77E-03							
ADP-f	MJ	9,99E+03	5,50E+02	2,50E+02	3,84E+02	1,07E+02	0,00E+00	8,12E+00	-9,45E+02	1,03E+04							
AP	mol H+ eqv.	2,09E+00	2,89E-01	7,03E-02	2,78E-01	3,95E-02	0,00E+00	2,61E-03	-4,54E-01	2,32E+00							
EP-fw	kg P eqv.	6,69E-02	1,15E-03	1,61E-03	2,03E-04	1,04E-04	0,00E+00	4,74E-06	-4,38E-03	6,56E-02							
EP-m	kg N eqv.	9,72E-01	1,05E-01	2,67E-02	1,20E-01	1,39E-02	0,00E+00	8,57E-04	-8,02E-02	1,16E+00							
EP-T	mol N eqv.	1,27E+01	1,18E+00	3,34E-01	1,32E+00	1,53E-01	0,00E+00	9,50E-03	-9,51E-01	1,47E+01							
GWP-b	kg CO2 eqv.	5,25E+00	8,32E-02	-1,09E+01	4,38E-03	2,01E-03	0,00E+00	4,60E-04	5,78E-01	-4,98E+00							
GWP-f	kg CO2 eqv.	6,32E+02	3,70E+01	1,50E+01	2,65E+01	6,91E+00	0,00E+00	2,69E-01	-9,41E+01	6,24E+02							
GWP-luluc	kg CO2 eqv.	5,62E-01	3,37E-02	1,66E-02	2,25E-03	2,06E-03	0,00E+00	7,28E-05	-1,77E-02	5,99E-01							
GWP-total	kg CO2 eqv.	6,38E+02	3,71E+01	4,13E+00	2,65E+01	6,92E+00	0,00E+00	2,70E-01	-9,35E+01	6,19E+02							
ODP	kg CFC 11 eqv.	5,95E-05	7,13E-06	1,87E-06	5,99E-06	1,61E-06	0,00E+00	1,20E-07	-4,37E-06	7,19E-05							
POCP	kg NMVOC eqv.	3,34E+00	3,13E-01	9,42E-02	3,64E-01	4,36E-02	0,00E+00	2,77E-03	-5,08E-01	3,65E+00							
WDP	m3 world eqv.	3,24E+02	5,20E+00	4,45E+00	2,07E+00	7,63E-01	0,00E+00	3,59E-01	-7,24E+00	3,30E+02							
Additional environmental impact indicators (EN 15804)																	
ETP-fw	CTUe	1,44E+04	4,35E+02	3,65E+02	2,17E+02	7,69E+01	0,00E+00	4,80E+00	-3,02E+03	1,25E+04							
HTP-c	CTUh	5,43E-06	2,17E-08	8,67E-08	7,46E-09	2,92E-09	0,00E+00	1,06E-10	-5,03E-07	5,05E-06							
HTP-nc	CTUh	1,26E-04	4,95E-07	2,13E-06	1,89E-07	9,79E-08	0,00E+00	3,40E-09	-3,13E-06	1,26E-04							
IR	kBq U235 eqv.	4,45E+01	2,59E+00	1,04E+00	1,65E+00	4,56E-01	0,00E+00	3,36E-02	-9,20E-01	4,93E+01							
PM	disease incidence	5,91E-05	2,60E-06	1,56E-06	7,29E-06	6,27E-07	0,00E+00	4,89E-08	-8,06E-06	6,32E-05							
SQP	Pt	5,97E+03	4,10E+02	1,12E+03	4,86E+01	8,93E+01	0,00E+00	1,55E+01	-3,93E+02	7,26E+03							
ADP-e =Depletion of abiotic resources-elements ADP-f =Depletion of abiotic resources-fossil fuels AP =Acidification of soil and water EP-fw =Eutrophication, freshwater EP-m =Eutrophication marine EP-T =Eutrophication, terrestrial GWP-b =Global warming potential - Biogenic GWP-f =Global warming potential - Fossil GWP-luluc =Global warming potential - Land use and land use change GWP-total =Global warming potential ODP =Ozone layer depletion POCP =Photochemical oxidants creation WDP =Water use ETP-fw =Ecotoxicity, freshwater HTP-c =Human toxicity, cancer HTP-nc =Human toxicity, non-cancer IR =Ionising radiation, human health PM =Particulate Matter SQP =Land use																	

Resource use and environmental information: 1.000 kg Punching-Shear-Reinforcement FDB										
Parameter	Unit	A1	A2	A3	C1	C2	C3	C4	D	Total
PERE	MJ	5,34E+02	1,93E+01	1,06E+02	2,22E+00	1,12E+00	0,00E+00	6,64E-02	-5,89E+01	6,04E+02
PERM	MJ	1,54E+03	0,00E+00	8,40E+01	0,00E+00	0,00E+00	0,00E+00	0,00E+00	0,00E+00	1,62E+03
PERT	MJ	2,07E+03	1,93E+01	1,90E+02	2,22E+00	1,12E+00	0,00E+00	6,64E-02	-5,89E+01	2,22E+03
PENRE	MJ	7,07E+03	5,82E+02	1,71E+02	4,07E+02	1,14E+02	0,00E+00	8,62E+00	-9,96E+02	7,36E+03
PENRM	MJ	3,53E+03	0,00E+00	9,90E+01	0,00E+00	0,00E+00	0,00E+00	0,00E+00	0,00E+00	3,63E+03
PENRT	MJ	1,06E+04	5,82E+02	2,70E+02	4,07E+02	1,14E+02	0,00E+00	8,62E+00	-9,96E+02	1,10E+04
SM	Kg	1,12E+03	0,00E+00	1,82E+01	0,00E+00	0,00E+00	0,00E+00	0,00E+00	-2,47E-04	1,14E+03
RSF	MJ	0,00E+00	0,00E+00	0,00E+00	0,00E+00	0,00E+00	0,00E+00	0,00E+00	0,00E+00	0,00E+00
NRSF	MJ	0,00E+00	0,00E+00	0,00E+00	0,00E+00	0,00E+00	0,00E+00	0,00E+00	0,00E+00	0,00E+00
FW	m3	9,15E+00	1,71E-01	1,31E-01	5,26E-02	2,02E-02	0,00E+00	8,47E-03	-1,94E-01	9,34E+00
HWD	Kg	2,76E-02	4,91E-04	6,47E-04	1,71E-04	6,81E-05	0,00E+00	5,43E-06	-9,65E-03	1,93E-02
NHWD	Kg	1,84E+02	1,82E+01	4,32E+00	4,09E-01	6,52E+00	0,00E+00	5,00E+01	-3,94E+00	2,60E+02
RWD	Kg	4,90E-02	3,60E-03	1,34E-03	2,66E-03	7,21E-04	0,00E+00	5,37E-05	-1,18E-03	5,62E-02
CRU	Kg	0,00E+00	0,00E+00	3,44E-01	0,00E+00	0,00E+00	0,00E+00	0,00E+00	0,00E+00	3,44E-01
MFR	Kg	9,93E+01	0,00E+00	1,70E+01	0,00E+00	0,00E+00	9,50E+02	0,00E+00	0,00E+00	1,07E+03
MER	Kg	0,00E+00	0,00E+00	0,00E+00	0,00E+00	0,00E+00	0,00E+00	0,00E+00	0,00E+00	0,00E+00
EE	MJ	8,00E-01	0,00E+00	1,30E-02	0,00E+00	0,00E+00	0,00E+00	0,00E+00	1,87E+01	1,95E+01
EET	MJ	5,06E-01	0,00E+00	8,24E-03	0,00E+00	0,00E+00	0,00E+00	0,00E+00	1,18E+01	1,23E+01
EEE	MJ	2,94E-01	0,00E+00	4,79E-03	0,00E+00	0,00E+00	0,00E+00	0,00E+00	6,87E+00	7,17E+00

PERE=renewable primary energy ex. raw materials | PERM=renewable primary energy used as raw materials | PERT=renewable primary energy total | PENRE=non-renewable primary energy ex. raw materials | PENRM=non-renewable primary energy used as raw materials | PENRT=non-renewable primary energy total | SM=use of secondary material | RSF=use of renewable secondary fuels | NRSF=use of non-renewable secondary fuels | FW=use of net fresh water | HWD=hazardous waste disposed | NHWD=non-hazardous waste disposed | RWD=radioactive waste disposed | CRU=Components for re-use | MFR=Materials for recycling | MER=Materials for energy recovery | EE=Exported energy | EET=Exported Energy Thermic | EEE=Exported Energy Electric | Carbon=Carbon Content

Disclaimer on ADP-e, ADP-f, WDP, ETP-fw, HTP-c, HTP-nc, SQP: The results of these environmental impact indicators must be used with caution, as the uncertainties in these results are high or as there is limited experience with the indicator.

Disclaimer on IR: This impact category mainly addresses the potential effect of low dose ionizing radiation on human health in the nuclear fuel cycle. It does not consider effects due to possible nuclear accidents and occupational exposures, nor does it consider radioactive waste disposal in underground facilities. Potential ionizing radiation from soil, radon, and some building materials is also not measured by this indicator.

6. LCA: Interpretation

The following figure shows the influence of the different life stages. Since no biogenic carbon is contained in the product and the GWP-b indicator is therefore negligible, it is not shown in the graphs. As shown in Figure 1, the majority of the environmental impact is attributed to the base material supply phase A1.

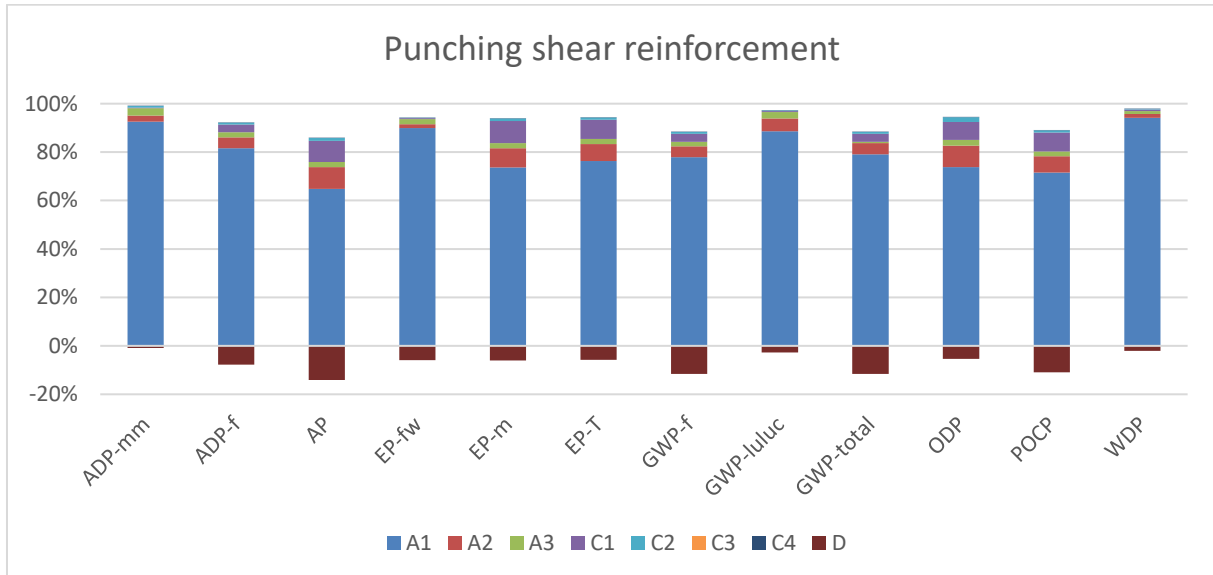


Figure 3: Influence of the modules on the environmental impacts

The data quality can be classified as good overall. All relevant process-specific data could be collected in the operational data collection. Primary data could be used for approx. 58% of the raw materials (wire rod). Consistent data sets from the Ecoinvent database were available for almost all inputs and outputs. The background data meet the requirements of EN 15804, and the production data were recorded for the 2019 operating year. The quantities of raw materials and supplies used as well as energy consumption were recorded for the entire operating year. The life cycle assessment was carried out for all the product items listed. It can be assumed that the data for the declared average product are well representative.

7. References

EN 15804:2012+A2:2019 Sustainability of construction works — Environmental Product Declarations — Core rules for the product category of construction products

European Commission Joint Research Centre Institute for Prospective Technological Studies (JCR 2014): End-of-waste criteria for waste plastic for conversion, Seville, 2014, doi:10.2791/13033

CML-IA April 2013 – Charakterisierungsfaktoren entwickelt durch Institut of Environmental Sciences (CML): Universität Leiden, Niederlande - <http://www.cml.leiden.edu/software/data-cmlia.html>

Klöpffer, W., Grahl B.: Ökobilanz (LCA) – Ein Leitfaden für die Ausbildung und Beruf, Wiley-VCH Verlag, Weinheim, 2007

ISO 14040:2006-10, Environmental management - Life cycle assessment - Principles and framework; EN ISO 14040:2021-02

ISO 14044:2006, Environmental management - Life cycle assessment - Requirements and guidelines; EN ISO 14040:2021-02

ISO 14025:2011-10: Environmental labels and declarations — Type III environmental declarations — Principles and procedures EN 13249

PCR A - General program category rules (2021-04-28 (draft)) – Ecobility Experts

PCR B - Requirements on the Environmental Product Declarations for construction steel products (Edition 2020-03-13 (draft)) – Ecobility Experts

Protocol EPD-online - 25011.16.03.015 - Protocol EPD online - NMD, version 1.2, November 2016, NIBE

Stichting Bouwkwaliiteit (SBK 2019): Determination Method for determining the environmental performance of buildings and civil engineering works over their entire service life, based on EN 15804, Rijswijk, Version "3.0 January 2019" incl. amendments July 2019, Jan 2020

Stichting Bouwkwaliiteit: verification protocol - inclusion data in the Dutch environmental database, Rijswijk, Final Version 3.0, January 2019

	<p>Publisher Kiwa GmbH – Ecobility Experts Voltastr.5 13355 Berlin Germany</p>	<p>Mail Web</p>	<p>ecobility@bcs-oeko.de https://www.kiwa.com/de/de/uber-kiwa/ecobility-experts/</p>
	<p>Programme holder Kiwa GmbH – Ecobility Experts Voltastr.5 13355 Berlin Germany</p>	<p>Mail Web</p>	<p>ecobility@bcs-oeko.de https://www.kiwa.com/de/de/uber-kiwa/ecobility-experts/</p>
	<p>Author of the Life Cycle Assessment Martin Köhrer, Kiwa GmbH Voltastr.5 13355 Berlin Germany</p>	<p>Tel. Fax. Mail Web</p>	<p>+49 (0)30 467761-43 +49 (0)30 467761-10 martin.koehrer@kiwa.de https://www.kiwa.com/</p>
	<p>Owner of the declaration FILIGRAN Trägersysteme GmbH & Co. KG Zappenberg 6 31633 Leese Germany</p>	<p>Tel. Fax. Mail Web</p>	<p>+49 (0)5761 9225 0 +49 (0)5761 9225 40 info@filigran.de https://www.filigran.de/</p>