

**EVALUATION GUIDELINE**

**K17505-2**

Date of validation

**Draft**

# Evaluation Guideline

for the Kiwa product certificate for TPE sealing  
elements in cold drinking water applications

DRAFT

# Preface

This evaluation guideline has been accepted by the Kiwa Board of Experts Water Chain (CWK), wherein all the relevant parties in the field of TPE materials and products for drinking water applications are represented. This Board of Experts also supervises the certification activities and where necessary require the evaluation guideline to be revised. All references to Board of Experts in this evaluation guideline pertain to the above mentioned Board of Experts.

This evaluation guideline will be used by Kiwa in conjunction with the Kiwa-Regulations for Product Certification. This regulation details the method employed by Kiwa for conducting the necessary investigations prior to issuing the product certificate and the method of external control.

This evaluation guideline is to be assessed by the Board of Experts at least every 5 years, but at the latest on (date 5 years after validation).

## **Kiwa Nederland B.V.**

Sir Winston Churchilllaan 273  
Postbus 70  
2280 AB RIJSWIJK  
The Netherlands

Tel. +31 88 998 44 00  
Fax +31 88 998 44 20  
[info@kiwa.nl](mailto:info@kiwa.nl)  
[www.kiwa.nl](http://www.kiwa.nl)

© 2016 Kiwa N.V.

All rights reserved. No part of this book may be reproduced, stored in a database or retrieval system, or published, in any form or in any way, electronically, mechanically, by print, photoprint, microfilm or any other means without prior written permission from the publisher.

The use of this evaluation guideline by third parties, for any purpose whatsoever, is only allowed after a written agreement is made with Kiwa to this end.

## **Validation**

This evaluation guideline has been validated by the Director Certification and Inspection of Kiwa on  
Date

# Contents

	<b>Preface</b>	<b>1</b>
<b>1</b>	<b>Introduction</b>	<b>5</b>
1.1	General	5
1.2	Field of application / scope	5
1.3	Acceptance of test reports provided by the supplier	6
1.4	Quality declaration	6
<b>2</b>	<b>Terms and definitions</b>	<b>7</b>
<b>3</b>	<b>Procedure for granting the quality declaration</b>	<b>8</b>
3.1	Pre certification tests	8
3.2	Granting the quality declaration	8
<b>4</b>	<b>Requirements and test methods</b>	<b>9</b>
4.1	General	9
4.2	Materials	9
4.2.1	General	9
4.3	Functional requirements	9
4.3.1	General	9
4.3.2	Types of TPE sealing elements	9
4.3.2.1	Solid TPE sealing elements	9
4.3.2.2	TPE sealing elements out of two types of TPE	9
4.3.2.3	TPE attached to TPE or other materials	9
4.3.3	Appearance	9
4.3.4	Homogeneity	10
4.3.5	Dimensions	10
4.4	Fitness for contact with drinking water	10
4.5	Physical and mechanical properties requirements of the TPE sealing elements	10
4.5.1	General	10
4.5.2	Hardness	11
4.5.2.1	General	11
4.5.2.2	Difference in hardness	11
4.5.3	Mechanical properties	11
4.5.3.1	Tensile properties	11
4.5.4	Compression set in air	11
4.5.5	Stress relaxation	12
4.5.6	Stress fall	12
4.5.7	Behaviour at elongation	13
4.5.7.1	TPE sealing elements with a weld	13
4.5.7.2	Sealing elements made from two TPE compounds	13
4.5.7.3	Elongation test for welded products after ageing	13
4.7	Sampling, test material and test pieces	14
4.7.1	Sampling	14
4.7.2	Test material	14
4.7.2.1	Test pieces	14

4.7.2.2	Test pieces from products	14
<b>5</b>	<b>Marking</b>	<b>15</b>
5.1	Certification mark	15
<b>6</b>	<b>Requirements in respect of the quality system</b>	<b>16</b>
6.1	Manager of the quality system	16
6.2	Internal quality control/quality plan	16
6.3	Management of laboratory- and measure apparatus	16
6.4	Procedures and working instructions	16
6.5	Other requirements imposed on the quality system	16
<b>7</b>	<b>Summary of tests and inspections</b>	<b>17</b>
7.1	Test matrix	17
7.2	Inspection of the quality system	17
<b>8</b>	<b>Agreements on the implementation of certification</b>	<b>18</b>
8.1	General	18
8.2	Certification staff	18
8.2.1	Qualification requirements	19
8.2.2	Qualification	19
8.3	Report Pre certification tests	20
8.4	Decision for granting the certificate	20
8.5	Lay out of quality declaration	20
8.6	Nature and frequency of external inspections	20
8.7	Report to the Board of Experts	21
8.8	Interpretation of requirements	21
8.9	Sanction policy	21
<b>9</b>	<b>Standards</b>	<b>22</b>
<b>Annex A.</b>	<b>Summary of the material requirements for TPE sealing elements</b>	<b>23</b>
<b>Annex B.</b>	<b>Model certificate</b>	<b>24</b>
<b>Annex C.</b>	<b>Example model IQC schedule</b>	<b>26</b>
<b>Annex D.</b>	<b>Guidance (Informative)</b>	<b>31</b>
D.1.	Explanations	31
D.1.1.	Permanent seal under load	31
D.1.2.	Recommendations of a general nature	31
D.1.2.1.	Percentage of compression	31
D.1.2.2.	Additional requirements	31
D.2.	Recommendations for the storage and use of TPE seals	31
D.2.1.	Storage in a warehouse or temporary indoor storage	31
D.2.2.	Outdoor transport and storage	32

D.3.	Processing	32
D.4.	Seals in aboveground installations	32
<b>Annex E.</b>	<b>Test pieces from products (Informative)</b>	<b>33</b>
<b>Annex F.</b>	<b>(Informative)</b>	<b>34</b>

DRAFT

# 1 Introduction

## 1.1 General

This evaluation guideline includes all relevant requirements which are adhered to by Kiwa as the basis for the issue and maintenance of a certificate for TPE sealing elements in cold drinking water applications.

For the performance of its certification work, Kiwa is bound to the requirements as included in clause 7 of ISO/IEC 17025.

For product certification of sealing products that are manufactured from (partly) TPE materials it is referred to evaluation guideline K15705-2.

## 1.2 Field of application / scope

TPE sealing elements in piping systems for the transport of cold drinking water, temperatures temporarily up to maximum 45 °C (see footnote <sup>1</sup>).

Not covered by this evaluation guideline are:

- TPE connecting elements, like flexible joints, compensators and hoses;
- cellular TPE products;
- applications in the field of food and feed;

<sup>1</sup> In the Netherlands the maximum allowed drinking water temperature in piping systems is 25°C.

### **1.3 Acceptance of test reports provided by the supplier**

When by the manufacturer reports from test Institutions or laboratories are produced in order to demonstrate that the product meets the requirements of this evaluation guideline, the institute or laboratory shall meet one of the applicable accreditation norms, being;

- EN-ISO/IEC 17025 for laboratories;
- EN-ISO/IEC 17020 for inspection bodies;
- EN-ISO/IEC 17065 for certification bodies certifying products;

This requirement is being considered to be fulfilled when a certificate of accreditation can be shown, either issued by the Board of Accreditation (RvA) or one of the institutions with which the RvA an agreement of mutual acceptance has been concluded.

The accreditation shall refer to the examination as required in this evaluation guideline. When no certificate of accreditation can be shown, Kiwa will verify whether the accreditation norm is fulfilled.

### **1.4 Quality declaration**

The quality declarations to be issued by Kiwa are described as Kiwa product certificate.

A model of the certificate to be issued on the basis of this Evaluation guideline has been included in Annex B.

DRAFT

## 2 Terms and definitions

In this evaluation guideline the following terms and definitions are applicable:

**Evaluation guideline:** the agreements made within the Board of Experts on the subject of certification.

**Board of Experts:** The Board of Experts "CWK".

**Supplier:** the party that is responsible for ensuring that the products meet and continue to meet the requirements on which the certification is based.

**IQC scheme:** a description of the quality inspections carried out by the supplier as part of his quality system.

**Product requirements:** requirements made specific by means of measures or figures, focusing on (identifiable) characteristics of products and containing a limiting value to be achieved, which limiting value can be calculated or measured in an unequivocal manner.

**Pre-certification tests:** tests in order to ascertain that all the requirements recorded in the Evaluation guideline are met.

**Inspection tests:** tests carried out after the certificate has been granted in order to ascertain whether the certified products continue to meet the requirements recorded in the Evaluation guideline.

### **Remark**

The test matrix contains a summary showing what tests Kiwa will carry out in the pre-certification stage and in the event of inspections as well as showing the frequency with which the inspection tests will be carried out.

**Product certificate:** a document, in which Kiwa declares that a product may, on delivery, be deemed to comply with the product specification recorded in the product certificate.

**Tap water** (origin NEN 1006:2002): water intended for drinking, cooking, food preparation or other domestic purposes.

**TPE material:** Thermoplastic material made from a polymer or blend of polymers that does not require vulcanization or crosslinking during processing, yet has elastic and rubberlike properties, at its service temperature. These properties disappear at processing temperature, so that further processing is possible, but return when the material is returned to its service temperature.



## 3 Procedure for granting the quality declaration

### 3.1 Pre certification tests

The pre certification-tests to be performed are based on the (product) requirements as included in this evaluation guideline including the test methods and contain, depending on the nature of the product to be certified:

- type testing to determine whether the products comply with the product and/or functional requirements,
- Production Process Assessment
- Assessment of the quality system and the IQC-scheme,
- Assessment on the presence and functioning of the remaining procedure

### 3.2 Granting the quality declaration

After finishing the pre-certification tests the results are presented to the person deciding on granting of certificate. This person evaluates the results and decides whether the certificate can be granted or additional data and/or tests are necessary.

DRAFT

## 4 Requirements and test methods

### 4.1 General

This chapter contains the requirements to be met by the TPE sealing elements in cold drinking water applications. At setting the requirements the uncertainties of the measurements are taken into account. This implies that drawing conclusions whether requirements are fulfilled these uncertainties do not need to be weighted anymore. These requirements will form part of the technical specification of the product, as included in the product certificate.

Annex A, table 8 contents a summary of the requirements.

All properties must be determined on test pieces prepared out of TPE sealing elements according to table 8, annex A.

### 4.2 Materials

#### 4.2.1 General

Within the scope of this evaluation guideline all types of TPE materials may be used as long as they fulfil the requirements for the sub group sealing elements of part K17505-1 of this evaluation guideline.

### 4.3 Functional requirements

#### 4.3.1 General

The TPE sealing elements are considered to be resistant to any chemicals drinking water can contain under usual circumstances.

#### 4.3.2 Types of TPE sealing elements

##### 4.3.2.1 Solid TPE sealing elements

The TPE products shall fulfil the requirements of this Evaluation Guideline in paragraph 4.3.4, 4.3.5, 4.3.6 and 4.4.

##### 4.3.2.2 TPE sealing elements out of two types of TPE

If both types of TPE take part in the sealing function they both shall fulfil all requirements in this Evaluation Guideline.

##### 4.3.2.3 TPE attached to TPE or other materials

The TPE shall fulfil the requirements of this Evaluation Guideline in paragraph 4.3.4, 4.3.5, 4.3.6 and 4.4. The adhesion between TPE and the other material shall be at least 100 N/25 mm when tested in a way similar to ISO 813. In cases where the rigid parts are too small for a real test based on ISO 813 the TPE should tear and not detach when it is tried to separate the bond by peeling under an angle of about 90°.

#### 4.3.3 Appearance

Judge the appearance aspect of a random selection of a number of (at least 5) TPE seals. The appearance of the TPE sealing elements shall comply with ISO 9691.

#### **4.3.4 Homogeneity**

Take a random selection of at least five seals and cut them in flat slices or parts of approx. 2 mm in thickness. Stretch those to 100%.

The TPE sealing elements may not contain foreign bodies and shall be free of imperfections and defects such as cracks, entrapped air, bubbles or other irregularities, i.e. ISO 9691.

#### **4.3.5 Dimensions**

The nominal measurements of the TPE sealing elements and the acceptable deviations shall be in accordance with the figures stated by the manufacturer and they shall be laid down in a drawing. Tolerances shall be specified from the appropriate classes of ISO 3302-1.

For dimensions of O-rings also reference could be made to NEN-ISO 3601-1. Determine the dimensions by means of appropriate measuring equipment (see ISO 23529).

#### **4.4 Fitness for contact with drinking water**

To prevent deterioration of the drinking water quality, the following regulatory requirements apply.

Products and materials, which (may) come into contact with drinking water or warm tap water, are not allowed to release substances in quantities which can jeopardise the health of the consumer or the quality of the water. Therefore the products or materials have to meet the toxicological, microbiological and organoleptical requirements which are laid down in the valid "Materials and chemicals in the supply of drinking water and warm tap water Regulation" (published in the Government Gazette). This means that the procedure for obtaining a recognised quality declaration, as meant in the valid Regulation, has to be concluded with positive results.

Products and materials with a quality declaration<sup>2</sup>, issued by e.g. a foreign certification institute, are allowed to be used in the Netherlands, provided that the Minister has declared this quality declaration equivalent to the quality declaration as meant in the Regulation.

#### **4.5 Physical and mechanical properties requirements of the TPE sealing elements**

##### **4.5.1 General**

Unless stated otherwise, tests shall be carried out at a temperature of 23 °C according to ISO 23529.

The allowed tolerances for all mentioned test durations and test temperatures shall be according to ISO 23529.

For tests carried out at the production location during inspection, a temperature between 15 °C and 30 °C is allowed.

---

<sup>2</sup> The "Regulation" (article 16) states: "A quality certificate issued by an independent certifying body in another Member State of the European Union than the Netherlands or in another signatory state to the Agreement on the European Economic Area shall be considered the equivalent of a recognised quality statement, provided the Minister deems the quality certificate of the other state in compliance with similar or better criteria than those set forth in the present Regulation."

## 4.5.2 Hardness

### 4.5.2.1 General

The hardness shall be suitable for the material and the construction of the joints for which the TPE sealing elements are intended. Therefore the hardness shall be determined in consultation with the manufacturer of the pipes and fittings and the manufacturer of the TPE sealing elements. Then the hardness concerned shall be reported to the inspection body as nominal hardness with the tolerance range  $\pm 5$  IRHD. The hardness shall be determined according to ISO 48 at a temperature of  $(23 \pm 2)$  °C.

### 4.5.2.2 Difference in hardness

The difference in hardness (the difference between the highest and lowest value measured) of a sealing element shall not exceed 5 IRHD.

## 4.5.3 Mechanical properties

### 4.5.3.1 Tensile properties

Tensile strength and elongation at break according to ISO 37 shall meet the requirements laid down in table 1. Dumbbell shaped test pieces of type 2 shall be used.

Table 1 – Tensile properties

Property	Method	Dimension	Requirement [%]
Tensile strength on test piece from product (in flow direction)	ISO 37	MPa	> 60 % of value measured on the material (in flow direction)
Elongation at break on test piece from product (in flow direction)	ISO 37	%	> 80 % of value measured on the material (in flow direction)

### 4.5.4 Compression set in air

The compression set of the TPE material determined according to SO 815-1 (at ambient or elevated temperatures) using the test conditions of table 2 shall not exceed the value given in this table. The small test pieces shall be used. Where the cross section is too small to obtain compression buttons from the product, as an alternative to moulding buttons, the tension set of test sheets may be determined using the method specified in ISO 2285 with strain 50%. For this alternative test method the same test conditions (except strain) and requirements apply as used for the determination of the compression set.

Table 2 – Compression set

Test conditions		Maximum permanent deformation in relation to the compression in %
Temperature [°C]	Duration of compression [hours]	
40	168	40

#### 4.5.5 Stress relaxation

The stress relaxation shall be determined by method A of ISO 3384-1 using the small test piece after applying mechanical and thermal conditioning (preferred method), or by the method given in ISO 6914 (alternative method). Measurements shall be taken after 3 hrs, 1, 3, 7, 14 days for the 14 day test.

The best fit straight line shall be determined by regression analysis using a logarithmic time scale. The 14 days requirement is that derived from this straight line.

The measurement shall be carried out as far as possible in the direction of compression of the product in service.

Where the cross section is too small to obtain compression buttons from the product, as an alternative to moulding buttons, the stress relaxation in tension of the product may be determined, at a temperature of 23 °C, using method A specified in ISO 6914 with the same requirements as for stress relaxation in compression.

The values obtained by regression shall not exceed the maximum value given in table 3.

Table 3 – Stress relaxation

Property	Method	Requirement [%]
Stress relaxation 336 hours at 23 °C	ISO 3384 or ISO 6914	Max. 25

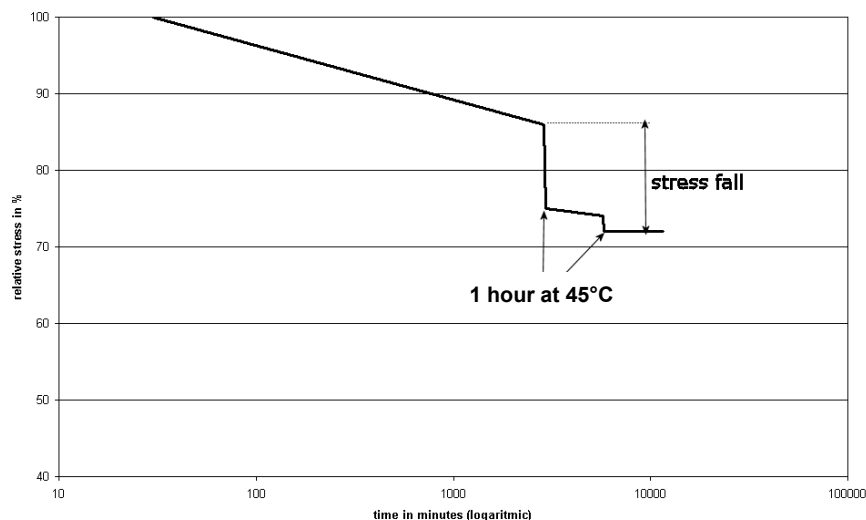
#### 4.5.6 Stress fall

The stress fall shall be determined based on the method given in the standard ISO 6914 (preferred method), or by method A of ISO 3384-1 using the small test piece after applying mechanical and thermal conditioning (alternative method). The test is started as a normal test at 23 °C. After a period of 48 hours the test rig is carefully transferred to a temperature of 45 °C. After 1 hour the test piece is placed back at 23 °C. 47 hours later this is repeated. After the second period at 45 °C the test piece is kept at 23 °C for at least another 48 hours. The stress fall is the distance between the line before the first transfer to 45 °C and the line at 23 °C after the second transfer to 45 °C. The principle is given in figure 1. The values obtained shall not exceed the maximum values given in table 4.

Table 4 – Stress fall

Property	Method	Requirement [%]
Stress fall 168 h at 23 °C with 2 times 1 hour at 45 °C	ISO 6914 or ISO 3384	Max. 25

Figure 1: Example of relaxation curve and definition of stress fall



#### 4.5.7 Behaviour at elongation

##### 4.5.7.1 TPE sealing elements with a weld

Elongate two TPE products with a weld with a tensile speed of 500 mm/min to 100% elongation, unless a reduced elongation has been agreed upon by both the buyer and the manufacturer. Such agreement has to be reported to the inspection body. Keep the rings in an elongated state for at least 30 seconds. In case of a TPE product made of welded coextruded profile or cord having a soft TPE and a hard plastic part (fig. 2A), a TPE part with the weld of at least 100 mm length is first cut off from the hard part (fig. 2B), and then tested (fig. 2C).

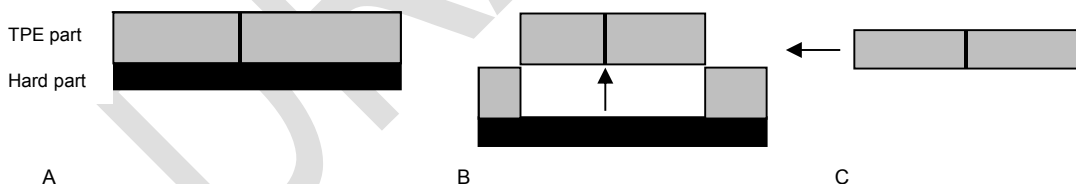


Figure 2. Test of behaviour at elongation on coextruded welded profile or cord

##### 4.5.7.2 Sealing elements made from two TPE compounds

Elongate two test pieces containing the joint between the two materials with a tensile speed of 500 mm/min to 100% elongation. Keep the test pieces in an elongated state for at least 30 seconds.

##### 4.5.7.3 Elongation test for welded products after ageing

After ageing for 168 hours at 70 °C in accordance with ISO 188 the test of 4.5.7.1 and / or 4.5.7.2 is repeated.

## **4.7 Sampling, test material and test pieces**

### **4.7.1 Sampling**

The sample shall be representative of the product to be checked.

### **4.7.2 Test material**

#### **4.7.2.1 Test pieces**

The test pieces required shall, in accordance with ISO 23529, be made out of products (see 4.7.2.2).

#### **4.7.2.2 Test pieces from products**


Depending on the dimensions of the products it is allowed and can be necessary to take test pieces with other (smaller) dimensions than those prescribed in the standards. A guideline for this preparation is given in annex E.

DRAFT

# 5 Marking

## 5.1 Certification mark

After concluding a Kiwa certification agreement the certified products shall, beside the marks indicated in the respective standards, be indelible marked with:

- the wordmark “KIWA” and additionally the Kiwa watermark  with certificate number;
- the name of manufacturer or the deposited trade mark;
- the year of manufacturing and preferably the quarter;
- the type of TPE in a letter code according to the nomenclature used in ISO 18064; e.g. TPE-V

If the dimensions of the products are such that the indications applied to them may impair the product, the products may be marked per package in consultation with the manufacturer, the buyer and the inspection body.

Fittings with co-injected sealing elements shall be marked according to the requirements in the evaluation guideline for the fitting.

DRAFT



# 6 Requirements in respect of the quality system

This chapter contains the requirements which have to be met by the supplier's quality system.

## 6.1 Manager of the quality system

Within the supplier's organizational structure an employee must have been appointed who is in charge of managing the supplier's quality system.

## 6.2 Internal quality control/quality plan

The supplier shall have an implemented and operational internal quality control scheme (IQC scheme) in place.

The following must have been demonstrably recorded in this IQC scheme:

- materials used in the product;
- which aspects are checked by the manufacturer;
- according to which methods these inspections are carried out;
- how often these inspections are carried out;
- how the inspection results are registered and stored.

This IQC-scheme shall be derived from the example format as shown in annex C. The scheme must be detailed in such a way that it provides sufficient confidence that the requirements of this Evaluation Guideline are continuously fulfilled.

## 6.3 Management of laboratory- and measure apparatus

The supplier must determine which laboratory- and measure apparatus are needed based on this Evaluation Guideline in order to demonstrate the product fulfils the requirements.

When applicable laboratory- and measure apparatus need to be calibrated at specified intervals.

The supplier needs to validate and register the previous measure results, when at the time of calibration is determined that the laboratory and measure devices are not operating correctly.

The apparatus in question need to be marked in such a way that can be determined what the calibration status is. The supplier is required to register the calibration results.

## 6.4 Procedures and working instructions

The supplier shall be able to submit procedures for:

- the handling of non-conforming products;
- corrective actions in case non-conformities are found;
- the handling of complaints regarding the products and/or services supplied;
- managing work instructions and inspection sheets in use;
- instructions for packaging and closing off of products during storage and transport.

## 6.5 Other requirements imposed on the quality system

In case the quality system of the supplier is certified on the basis of ISO 9001 or ISO/TS 16949, a combination can be made with the IQC-scheme.

## 7 Summary of tests and inspections

This chapter contains a summary of the following tests and inspections to be carried out in the event of certification:

- Pre-certification tests;
- Inspection test as to toxicological requirements and product requirements;
- Inspection of the quality system.

The frequency with which Kiwa will carry out inspection tests is also stated in the summary.

### 7.1 Test matrix

Description of requirement	Article evaluative guideline	Tests within the scope of		
		Pre-certification	Supervision by Kiwa after granting of the certificate	
			Inspection <sup>1)</sup>	Frequency (no./year)
Toxicological requirements	4.4	X	X	1
Smell and taste	4.4	X	X	1
Appearance	4.3.3	X	X <sup>2)</sup>	1
Homogeneity	4.3.4	X	X <sup>2)</sup>	1
Hardness	4.5.2	X	X	1
Tensile properties (*)	4.5.3.1	X	X	1
Compression set	4.5.4	X	X	1
Stress relaxation	4.5.5	X	X	1
Stress fall	4.5.6	X	X	1
Properties for special type of products	4.5.7	X	X	1
Marking on product	5	X	X	1

(\*) Tensile strength and elongation at break

- 1) In case of significant changes of the product or production process, compliance of the product to the performance requirements shall be determined.
- 2) This aspect is only controlled visually during the inspection. In case of reasonable doubt samples will be taken and sent to an accredited laboratory for determination of this property.

### 7.2 Inspection of the quality system

The quality system will be checked by Kiwa on the basis of the IQC scheme. The inspection contains at least those aspects mentioned in the Kiwa Regulations for Product certification.

# 8 Agreements on the implementation of certification

## 8.1 General

Beside the requirements included in these evaluation guidelines, also the general rules for certification as included in the Kiwa Regulations for Product Certification apply.

These rules are in particular

- The general rules for conducting the pre-certification tests, to be distinguished in:
  - the way suppliers are to be informed about an application is being handled,
  - how the test are conducted,
  - the decision to be taken as a result of the pre certification tests.
- The general directions for conducting inspections and the aspects to be audited,
- The measurements to be taken by Kiwa in case of Non Conformities,
- Measurements taken by Kiwa in case of improper Use of Certificates, Certification Marks, Pictograms and Logos,
- Terms for termination of the certificate,
- The possibility to lodge an appeal against decisions of measurements taken by Kiwa.

## 8.2 Certification staff

The staff involved in the certification is to be sub-divided into:

- Certification assessor/ Reviewer: in charge of review of the by the supplier supplied or to be supplied construction drawings and documents, admissions, reviewing of applications and the review of conformity assessments;
- Site assessor: in charge of carrying out external inspections at the supplier's works;
- Decision-maker: in charge of taking decisions in connection with the pre-certification tests performed, continuing the certification in connection with the inspections performed and making decisions on the need of corrective actions.

### 8.2.1 Qualification requirements

The following qualification requirements have been set by the Board of Experts for the subject matter of this Evaluation guideline:

ISO/IEC 17025	Certification assessor	Site assessor	Reviewer
<b>Education - general</b>	<ul style="list-style-type: none"> <li>• Technical higher-level professional education</li> <li>• Internal training certification and Kiwa policy</li> <li>• Training auditing</li> </ul>	<ul style="list-style-type: none"> <li>• Intermediate-level professional education</li> <li>• Internal training certification and Kiwa policy</li> <li>• Training auditing</li> </ul>	<ul style="list-style-type: none"> <li>• Higher level professional education</li> <li>• Internal training certification and Kiwa policy</li> <li>• Training auditing</li> </ul>
<b>Education - specific</b>	<ul style="list-style-type: none"> <li>• for evaluation guideline relevant technical education</li> <li>• specific studies and training (know-how and skills)</li> </ul>	<ul style="list-style-type: none"> <li>• for evaluation guideline relevant technical education</li> <li>• specific studies and training (know-how and skills)</li> </ul>	<ul style="list-style-type: none"> <li>• not applicable</li> </ul>
<b>Experience - general</b>	<ul style="list-style-type: none"> <li>• 1 year of relevant work experience with at least 4 pre certification tests of which one carried out independent under supervision.</li> </ul>	<ul style="list-style-type: none"> <li>• 1 year of relevant work experience with at least 4 inspections of which one carried out independent under supervision</li> </ul>	<ul style="list-style-type: none"> <li>• 4 year of relevant work experience with at least 1 year in certification</li> </ul>
<b>Experience - specific</b>	<ul style="list-style-type: none"> <li>• Detailed knowledge of the evaluation guideline and 4 certification tests carried out on the basis of the evaluation guideline or one related.</li> </ul>	<ul style="list-style-type: none"> <li>• Detailed knowledge of the evaluation guideline and 4 inspections carried out on the basis of the evaluation guideline or one related.</li> </ul>	<ul style="list-style-type: none"> <li>• general knowledge of the evaluation guideline</li> </ul>

The level of education and the experience of the certification staff involved should be demonstrably recorded.

### 8.2.2 Qualification

The qualification of the Certification staff shall be demonstrated by means of assessing the education and experience to the requirements mentioned before. In case staff is to be qualified on the basis of deflecting criteria, written records shall be kept.

The authority to qualify staff is dedicated to:

- Decision makers: qualification of certification experts and inspectors,
- Management of Kiwa: qualification of decision makers.

### **8.3 Report Pre certification tests**

Kiwa records the results of the pre certification tests in a report. This report shall comply with the following requirements:

- completeness: the reports verdicts about all requirements included in the evaluation guideline,
- traceability: the findings on which the verdicts have been based shall be recorded traceable,
- basis for decision: the decision maker shall be able to base his decision on the findings included in the report.

### **8.4 Decision for granting the certificate**

The decision for granting the certificate shall be made by a qualified decision maker which has not been involved in the pre certification tests. The decision shall be recorded traceable.

### **8.5 Lay out of quality declaration**

The product certificate shall conform the model included as an annex

### **8.6 Nature and frequency of external inspections**

The certification body shall carry out inspections at the supplier at regular intervals to check whether the supplier complies with his obligations. About the frequency of inspections the Board of Experts decides.

At the time of validation of this Evaluation Guideline this frequency was set at 4 inspection visits per year.

In case the quality system of the supplier is certified on the basis of ISO 9001, the frequency is set at 2 inspection visits per year.

If the supplier is a private label owner (identical certificate derived from a product certificate) then the frequency is set at 1 inspection per 2 year.

In case the quality system of the supplier is certified on the basis of ISO 9001 or ISO/TS 16949, the frequency is set at 2 inspection visits per year.

If the supplier is a private label owner (identical certificate derived from a product certificate) then the frequency is set at 1 inspection per 2 year.

Inspections shall invariably include:

- The IQC-scheme of the supplier and the results of tests carried out by the supplier,
- The correct marking of the certified products;
- The compliance with the required procedures.

The findings of each inspection shall be traceable recorded in a report.

### **8.7 Report to the Board of Experts**

The certification body reports at least once a year about the certification activities performed. In this reporting, the following subjects must be addressed:

- Mutations in number of certificates (new/cancelled);
- Number of inspections carried out in relation to the fixed frequency;
- Results of the inspections;
- Measures imposed in case of non-conformities;
- Complaints received from third parties concerning certified products.

### **8.8 Interpretation of requirements**

The Board of Experts may lay down the interpretation of this Evaluation Guideline in a separate interpretation document.

### **8.9 Sanction policy**

The sanction policy and the weighing of shortcomings is available on the service page on the website of the certification body, which has formulated this quality assessment.

DRAFT

## 9 Standards

EN-ISO/IEC 17020:2012	Conformity assessment -- Requirements for the operation of various types of bodies performing inspection
EN-ISO/IEC 17021-1:2015	Conformity assessment -- Requirements for bodies providing audit and certification of management systems -- Part 1: Requirements
EN-ISO/IEC 17025:2005+C1:2007	General requirements for the competence of testing and calibration laboratories
EN-ISO/IEC 17065:2012	Conformity assessment -- Requirements for bodies certifying products, processes and services
ISO 37:2011	Rubber, vulcanised or thermoplastic - Determination of tensile stress - strain properties
ISO 48:2010	Rubber, vulcanised or thermoplastic - Determination of hardness (hardness between 30 and 85 IRHD)
ISO 188:2011	Rubber, vulcanised -- Accelerated ageing or heat-resistance tests
ISO 815-1:2014	Rubber, vulcanized or thermoplastic -- Determination of compression set -- Part 1: At ambient or elevated temperatures
ISO 815-2:2014	Rubber, vulcanized or thermoplastic -- Determination of compression set -- Part 2: At low temperatures
ISO 1431-1:2012	Rubber, vulcanised or thermoplastic - Resistance to ozone cracking - Part 1: Static strain test
ISO 1817:2015	Rubber, vulcanised -- Determination of the effect of liquids
ISO 3384-1:2011	Rubber, vulcanized or thermoplastic -- Determination of stress relaxation in compression -- Part 1: Testing at constant temperature
ISO 6914:2013	Rubber, vulcanized; Determination of ageing characteristics by measurement of stress at a given elongation
ISO 18064:2014	Thermoplastic elastomers -- Nomenclature and abbreviated terms
ISO 23529:2010	Rubber - General procedures for preparing and conditioning test pieces for physical test methods
ISO 9001:2015	Quality management systems - Requirements
ISO/TS 16949:2009	Quality management systems -- Particular requirements for the application of ISO 9001:2008 for automotive production and relevant service part organizations

# Annex A. Summary of the material requirements for TPE sealing elements

Table 8: Summary of the material requirements for TPE in sealing elements in cold drinking water applications

Property	Dimension	Method	Requirement
Hardness	IRHD	ISO 48	± 5
Tensile strength on seal test piece (in flow direction)	MPa	ISO 37	> 60 % of value measured on the material (in flow direction)
Elongation at break on seal test piece (in flow direction)	%	ISO 37	> 80 % of value measured on the material (in flow direction)
Compression set - 168 hours, 40 °C	%	ISO 815	Max. 40
Stress relaxation - 336h at 23°C	%	ISO 3384 (or ISO 6914)	Max. 25
Stress fall - 168 hours at 23 °C with 2 times 1 hour at 45 °C	%	ISO 6914 (or ISO 3384)	Max. 25



# Annex B. Model certificate

## Product certificate K12345

Issued

Replaces 01

Page 24 of 35

### TPE sealing elements

#### STATEMENT BY KIWA

With this product certificate, issued in accordance with the Kiwa Regulations for Product Certification, Kiwa declares that legitimate confidence exists that the products supplied by

### Company

as specified in this product certificate and marked with the Kiwa®-mark in the manner as indicated in this product certificate may, on delivery, be relied upon to comply with Kiwa evaluation guideline BRL-KK17505-1 "TPE sealing elements in cold drinking water applications" **dated [dd-mm-yyyy] inclusive amendment sheet dated dd-mm-yyyy.**



Luc Leroy  
Kiwa

**Kiwa Nederland B.V.**  
Sir Winston Churchilllaan 273  
Postbus 70  
2280 AB RIJSWIJK  
The Netherlands

Tel. +31 88 998 44 00  
Fax +31 88 998 44 20  
[info@kiwa.nl](mailto:info@kiwa.nl)  
[www.kiwa.nl](http://www.kiwa.nl)

Publication of the certificate is allowed.

Advice: consult [www.kiwa.nl](http://www.kiwa.nl) in order to ensure that this certificate is still valid.

**Supplier**  
Company

Tel.  
Fax



Certification process consists of initial and regular assessment of:

- quality system
- product

## TPE sealing elements

### PRODUCT SPECIFICATION

The products mentioned below belong to this technical approval-with-product certificate

xxxxx

#### Fitness for contact with drinking water


This product is approved on the basis of the requirements for hygienic aspects set in the "Regeling materialen en chemicaliën drink- en warm tapwatervoorziening" ("Materials and chemicals in the supply of drinking water and warm tap water Regulation"; published in the Government Gazette).

These hygienic aspects are based on two main criteria. The product shall permanently comply with:

- The product recipe approved during the assessment procedure. This recipe is not to be changed without prior approval by Kiwa according to the Kiwa approval procedure for the hygienic aspects;
- Specific product requirements for the hygienic aspects.

The recipe and specific product requirements are laid down in the for confidentiality reasons undisclosed 'appendix hygienic aspects' to this certificate.

### MARKING

The Kiwa<sup>®</sup>-mark products are marked with the word mark "KIWA" / "KIWA 

Place of the mark: xxxxx

If the dimensions of the seals are such that the indications applied to them may impair the seal, the seals may be marked per package in consultation with the manufacturer, the buyer and the inspection body.

Fittings with co-injected seals shall be marked according to the requirements in the evaluation guideline for the fitting.

Compulsory specifications:

xxxxx

Method of marking:

- Non-erasable;
- visible after assembly.

### APPLICATION AND USE

xxxxx

### RECOMMENDATIONS FOR CUSTOMERS

Check at the time of delivery whether:

- the supplier has delivered in accordance with the agreement;
- the mark and the marking method are correct;
- the products show no visible defects as a result of transport etc.

If you should reject a product on the basis of the above, please contact:

- Company
- and, if necessary,
- Kiwa Nederland B.V.

Consult the supplier's processing guidelines for the proper storage and transport methods.

## Annex C. Example model IQC schedule

See next pages

DRAFT

<b><u>IQC-schedule</u></b> <b><u>INTERNAL QUALITY PLAN</u></b>	Manufacturer / supplier : Production location address :	Number of appendices:
<u>Field(s) of application</u>		
<u>According Evaluation Guideline(s)</u>		
<u>Number of production shifts:</u>	<u>Quality manual, procedures and working instructions</u>	
<u>Quality Control</u> Total number of employees in QC department : Number of QC-operators per shift :	Is the Quality Management System (QMS) certified according to ISO 9001 <sup>1)</sup> ? If yes, by which certification body: If yes, is the certification body accredited for the particular scope of certification?	
If no QC-inspections are carried out during night shifts, state the QC procedure(s)/instruction(s) to be followed: , documented in:	In case the QMS is <b>not</b> certified according to ISO 9001: <ul style="list-style-type: none"> <li>• Working instructions, test instructions and procedures are documented as follows:</li> <li>• The following procedure for dealing with <u>complaints</u> applies:</li> <li>• The following procedure for <u>nonconformity review</u> applies:</li> </ul>	
<u>Inspection and test records</u> All records shall be maintained for a minimum of        years.	Signature of the manufacturer/supplier:	
<u>Specific agreements/comments/explanations</u>	Date :	

<sup>1)</sup> In case the QMS is ISO 9001 certified and covers the scope of the product certificate(s), reference to the applicable procedure(s) on the next pages is sufficient and the tables A till F do in principle not have to be further filled-out except for the frequency of tests/inspections (to be approved by Kiwa) in tables B, C and D.

<b>A. Calibration of measuring and test equipment</b> Applicable procedure(s) nr(s):				
Equipment to be calibrated	Calibration aspect	Calibration method	Calibration frequency	Calibration file (name and location)

<b>B. Raw material and additives</b> Applicable procedure(s) nr(s):				
<b>B.1 Receipt</b> For each delivery of raw material or additives data with respect to dates, producers, types and quantities are recorded as follows:				
<b>B.2 Entry control</b>				
Type of raw material	Inspection aspect	Inspection method	Inspection frequency	Registration file (name and location)

<b>C. Batch release tests per machine (including in-process and finished product testing)</b> Applicable procedure(s) nr(s): Production process(es):				
Type of product	Type of test	Test method	Test frequency	Registration file (name and location)

Specific agreements/comments/explanations:

<b>D. Process verification tests</b> Applicable procedure(s) nr(s):				
Type of product	Type of test	Test method	Test frequency	Registration file (name and location)

<b>E. Control of nonconforming and/or rejected products</b> Applicable procedure(s) nr(s):				
<b>E.1 Method of registration</b>				
<b>E.2 Method of identification</b>				
<b>E.3 Method of nonconformity review and disposition</b>				

<b>F. Inspection with regard to packaging, storage and transportation of the finished product</b> Applicable procedure(s) nr(s):			
Inspection aspects	Inspection method	Inspection frequency	Registration file (name and location)
<b>F.1 Packaging/storage/ transportation etc</b>			

Specific agreements/comments/explanations:

<b>Raw materials list</b> (not required to fill-out this appendix in case reference can be made to the Kiwa ATA part of the certification agreement)		<b>Appendix I</b> Date: .....
<p>I.1 The product is built-up of the following raw materials:</p> <p>a) In case of products made from ready-made raw materials: listing of name and/or unique code of the raw material(s);</p> <p>b) In case of products made from own compounded raw materials: reference to raw material/compound sheets which are (only) available at the production location and which have to be authenticated by Kiwa (e.g. by the Kiwa inspector);</p> <p>c) In case of composed products (e.g. plastics fitting body, with separate nut, clamp ring and rubber sealing ring): of each part a specification according to a) or b) (whatever applicable).</p> <p>-</p> <p>-</p> <p>-</p> <p>-</p> <p>-</p> <p>-</p> <p>-</p>		

<b>List of technical drawings</b>		<b>Appendix II</b> Date:.....	
Drawing title and number	Drawing date	Drawing title and number	Drawing date

# Annex D. Guidance (Informative)

## D.1. Explanations

### D.1.1. *Permanent seal under load*

When applying seals in pipe joints it must be kept in mind that under the load and the own weight of the pipe, after a certain lapse of time the deformation of the ring may be such that the seal is no longer sufficient on the opposite side. The pipe manufacturer is recommended to take measures to prevent this.

### D.1.2. *Recommendations of a general nature*

#### D.1.2.1. *Percentage of compression*

The extent, to which different types of TPE are compressed in the joints, varies. General rules cannot be given. The following factors affect the acceptable percentage of compression:

- the type of TPE and the way the rings are manufactured;
- the construction of the joint;
- the conditions (temperature, pressure, medium and additional assembly tensions).

Therefore, the type of TPE to be used must always be determined in consultation with the buyer, the pipe manufacturer and the TPE manufacturer.

#### D.1.2.2. *Additional requirements*

Sometimes it is necessary to have additional requirements, e.g. with regards to rigidity. Also, it may be useful to demand better resistance against ozone when long-term storage under extreme conditions is planned.

If additional requirements are judged necessary, the manufacturer of the pipes or attachments shall inform the TPE manufacturer and the inspection body of such requirements.

## D.2. Recommendations for the storage and use of TPE seals

During storage and use of TPE, appropriate measures must be taken to shield off environment influences (light, air, humidity and temperature).

The preservation of quality is aided as follows.

### D.2.1. *Storage in a warehouse or temporary indoor storage*

a. Preferably, use a separate and closed room:

- screened against artificial and day light;
- ventilated with air containing as little ozone as possible (ozone is produced e.g. by generators, electric motors and arc welding);
- with an ambient temperature between 5 and 25 °C;
- with a relative humidity between 40% and 70%;
- free of oil, grease and other hydrocarbons and/or vapours emanating from these.

b. Keep the storage time as short as possible.

Apply the "first in - first out" method.

In the case of indoor storage for a period exceeding 6 months, extra measures are required despite good conditions. These include airtight package, female ends of pipes, attachments or fittings.

Hanging or stacking may cause extra load -pressure, elongation or tensile- and thus the formation of cracks.



### **D.2.2. Outdoor transport and storage**

It is recommended to protect the TPE seals as much as possible during transport or outdoor storage.

- a. Keep exposure to influences of weather as short as possible and certainly protect against frost (temperature below -5 °C).
- b. In the case of exposure to outdoor conditions for a period exceeding 2 weeks, extra measures are required such as packing, covering and screening against weather influences.

Always prefer indoor storage or covered outdoor storage.

### **D.3. Processing**

Some general preventive rules for processing are:

- a. Keep attachments and ends free of dust, sand and dirt in order to prevent damage at assembly.
- b. At assembly, loose seals shall be processed directly from the - possibly temporary - package.
- c. TPE seals are susceptible to mechanical damage caused by sharp objects, burrs, cutting edges and undue elongation, distortion and forcing. Check the male ends of the pipes for burrs etc. prior to assembly.
- d. In the case of repeated or long term arc welding in ambient air, the TPE shall be protected.
- e. Avoid contact with oil, grease, petrol, etc. and their vapours.
- f. Cleaning with chemical products varies for many applications; follow the instructions of the manufacturer.
- g. Application of lubricants shall take place strictly according to the instructions of the manufacturer or supplier.

### **D.4. Seals in aboveground installations**

TPE seals in aboveground installations or in permanent contact with atmospheric conditions require extra attention with regard to long term resistance.

Not all TPE compounds and/or types are suitable for long term aboveground applications. The choice of a TPE compound shall therefore be well-considered.

## Annex E. Test pieces from products (Informative)

Out of end products it is often not possible to prepare test pieces having all the dimensions as prescribed in the standard. Still knowing about the properties of the actual products is useful because they have to function well in practice. Therefore it is decided for this evaluation guideline that some deviations with respect to the dimensions are to be allowed.

Most end products are rings. There using a knife the TPE part can be separated from eventually present other materials. From that point further preparation can be done using the techniques given in ISO 23529:2004. By selecting the appropriate shape and part of the product for preparing the test pieces the following things should be kept in mind:

- For hardness also small pieces can be used by taking the micro method of ISO 48
- For tensile strength and elongation, ISO 37 gives also smaller test pieces (type 3 and 4) and ring test pieces, but using type 2 is preferred. Furthermore having a constant cross section of the parallel section is the most important. Using thinner test pieces or missing a few parts of the clamping sections will hardly influence the results as long as failure stays within the parallel section. This combined with the possible smaller test pieces make that almost every end product can be tested.
- Compression set is a material property which is not very sensitive to dimensions of the test pieces. Taking rectangular test pieces lead to the same results. Combined with the possibility of stacking up to three layers almost every product can be tested. In case of too thin material available the test pieces can be scaled down to a smaller thickness. Then of course other spacers have to be applied to get a compression of about 25 %. More important than having a compression of exact 25 % is knowing the compressed height exactly. It is known that a compression between 20 and 30 % will lead to the same results.
- For the change in volume the thickness is more important than length or width. Also here it is not really necessary to have complete flat test pieces. Often parts of the full products can be used without having different results.
- For stress relaxation more or less the same applies as with compression set, although here knowing the exact deformation is of no importance at all.
- For ozone resistance it is important to have none machined surfaces. Here, for small products, taking full sections of the products is often better and giving more realistic results than trying to get the test pieces as mentioned in the standard.

For all preparations it goes that after preparation the test pieces should be conditioned at least 16 hours before testing.

## Annex F. (Informative)

### Difference between requirements for certification of TPE material and for certification of TPE products

In the table beneath an overview is given on what tests are applicable for each certificate.

Table 9.

	TPE material (sheet)	Product
<b>Evaluation guideline</b>	<b>K17505-1</b>	<b>K17505-2</b>
Hardness	X	X
Tensile strength on test piece out of sheet material		
- flow direction	X	
- perpendicular to flow direction	X	
Elongation at break on sheet material		
- flow direction	X	
- perpendicular to flow direction	X	
Tensile strength on test piece out of product		X
Elongation at break on test piece out of product		X
Slow tear propagation resistance	X	
Compression set		
- 72 hours, -10 °C	X	
- 168 hours, 23 °C	X	
- 168 hours, 40 °C	X	X
- 504 hours, 40 °C		
- Change between 1 and 3 weeks at 40°C		
Volume change		
- 168 hours in water at 70°C	X X	
Stress relaxation		
- 168 hours at 23°C	X	X
- 100 days at 23°C	X	
- stress fall test	X	X
Ozone resistance	X	
Ageing	X	
Strength of the bond (if applicable)		X