

## Product certificate K6344/06

Issued 2015-03-17

Replaces K6344/05

Page 1 of 4

## ISIFLO fittings for PE drinking water pipes


### STATEMENT BY KIWA

With this product certificate, issued in accordance with the Kiwa Regulations for Product Certification, Kiwa declares that legitimate confidence exists that the products supplied by

### Raufoss Metall GmbH

as specified in this product certificate and marked with the Kiwa®-mark in the manner as indicated in this product certificate may, on delivery, be relied upon to comply with Kiwa evaluation guideline

**BRL-K17105/01:** "Plastics piping systems of PE (Polyethylene) for the transport of drinking water".



Bouke Meekma  
Kiwa

Publication of the certificate is allowed.

Advice: consult [www.kiwa.nl](http://www.kiwa.nl) in order to ensure that this certificate is still valid.

#### Kiwa Nederland B.V.

Sir Winston Churchillaan 273  
P.O. Box 70  
2280 AB RIJSWIJK  
The Netherlands

Tel. +31 70 414 44 00  
Fax +31 70 414 44 20  
[info@kiwa.nl](mailto:info@kiwa.nl)  
[www.kiwa.nl](http://www.kiwa.nl)



130829

#### Supplier

Raufoss Metall GmbH  
An Der Schleuse 8  
58675 HEMER  
Germany  
Tel. +49 02372 / 9197-5  
Fax +49 02372 / 13577  
[info@raufoss-metall.de](mailto:info@raufoss-metall.de)  
[www.raufoss-metall.de](http://www.raufoss-metall.de)

Certification process  
consists of initial and  
regular assessment of:

- quality system
- product

## ISIFLO fittings for PE drinking water pipes

### PRODUCT SPECIFICATION

The products mentioned below belong to this certificate.

Type no.	Design	Dimensions
100	connector: socket joint x socket joint	ø 16 mm up to and including ø 63 mm
102	idem; reducing	ø 16 mm up to and including ø 63 mm
105	idem; socket joint x outer thread	ø 16 mm up to and including ø 50 mm
109	idem; socket joint x union nut	ø 20 mm up to and including ø 32 mm
110	idem; socket joint x outer thread	ø 16 mm up to and including ø 63 mm
112	idem; socket joint x outer thread	ø 20 mm up to and including ø 63 mm
115	idem; socket joint x inner thread	ø 16 mm up to and including ø 50 mm
116	idem; socket joint x inner thread	ø 20 mm up to and including ø 63 mm
119	knee 90 degrees; socket joint x union nut	ø 20 mm up to and including ø 32 mm
120	idem; socket joint x socket joint	ø 16 mm up to and including ø 63 mm
121	idem; socket joint x outer thread	ø 20 mm up to and including ø 63 mm
122	idem; socket joint x inner thread	ø 20 mm up to and including ø 63 mm
124	idem; socket joint x outer thread	ø 25 mm up to and including ø 63 mm
129	idem; socket joint x inner thread or outer thread - swivel	ø 32 mm up to and including ø 63 mm
123	knee 45 degrees; socket joint x socket joint	ø 25 mm up to and including ø 63 mm
126	idem; socket joint x outer thread	ø 25 mm up to and including ø 63 mm
127	idem; socket joint x inner thread	ø 25 mm up to and including ø 63 mm
125	Tee; 3 x socket joint	ø 16 mm up to and including ø 63 mm
130	idem with reducing branch	ø 16 mm up to and including ø 63 mm
131	idem; socket joint x outer thread branch	ø 25 mm up to and including ø 63 mm
132	idem; socket joint x inner thread branch	ø 25 mm up to and including ø 63 mm
150	wall plate	ø 16 mm up to and including ø 25 mm
101	repair socket; socket joint x socket joint	ø 20 mm up to and including ø 63 mm
111	length socket; socket joint x outer thread	ø 25 mm up to and including ø 63 mm
117	idem; socket joint x inner thread	ø 20 mm up to and including ø 63 mm
128	Tee; 3 x socket joint with repair socket	ø 32 mm up to and including ø 63 mm
134	idem with inner thread branch	ø 32 mm up to and including ø 63 mm
136	idem with outer thread branch	ø 40 mm up to and including ø 63 mm
170	wall passage	ø 25 mm up to and including ø 63 mm
135	reducer; socket joint x socket joint	ø 20 mm up to and including ø 63 mm
140	idem	ø 16 mm up to and including ø 63 mm

## ISIFLO fittings for PE drinking water pipes

Type no.	Design	Dimensions
144*	connector; outer thread x outer thread	ø 32 mm up to and including ø 63 mm
146*	idem; socket joint x outer thread	ø 16 mm up to and including ø 50 mm
147*	idem	ø 20 mm up to and including ø 63 mm
148*	idem; socket joint x inner thread	ø 16 mm up to and including ø 63 mm
149*	idem	ø 20 mm up to and including ø 63 mm
180*	insert	ø 16 mm up to and including ø 63 mm
145*	stop	ø 16 mm up to and including ø 63 mm

\* only in combination with types as mentioned on page 2.

## ISIFLO fittings for PE drinking water pipes

---

### APPLICATION AND USE

The metal fittings are intended to be applied in piping systems for the transport of drinking water with a maximum temperature of 40 °C in accordance with EN 12201. The pipes which may be used shall conform to the Kiwa evaluation guideline BRL-K17105.

### TOXICOLOGICAL REQUIREMENTS

Approval:



This product is approved on the basis of the requirements set in the "Regeling materialen en chemicaliën drink- en warm tapwatervoorziening" ("Regulation materials and chemicals drinking water and warm tap water supply"; published in the Government Gazette).

ATA criteria:

The ATA product certification is based on two main criteria. It should permanently comply with:

- The product recipe approved during the assessment procedure. This recipe is laid down in, for confidentiality reasons, the undisclosed appendix to the Kiwa certificate K6344. This recipe is not to be changed without prior approval by Kiwa, according to the Kiwa-ATA-approval procedure;
- Specific ATA-product requirements have been laid down in the appendix to the Kiwa certificate K6344. For confidentiality reasons, this appendix is not public.

### MARKING

The Kiwa<sup>®</sup>-mark products are marked with the word mark "KIWA  or the abbreviated word mark ".

Place of the mark:

- on the fitting.

Compulsory specifications:

- manufacturer's name, trade name or logo; on the fitting;
- nominal outside diameter in mm of the connecting pipe, on the fitting;
- pressure class, on the fitting;
- production period, on the fitting;
- for fittings with an internal supporting ring: the nominal wall thickness of the connecting pipe, on the fitting;
- PE type (PE 40, PE 80 or PE 100), depending on the field of application, on the fitting (if desired, the PE type indication may be provided on the packaging).

### RECOMMENDATIONS FOR CUSTOMERS

Check at the time of delivery whether:

- the supplier has delivered in accordance with the agreement;
- the mark and the marking method are correct;
- the products show no visible defects as a result of transport etc.

If you should reject a product on the basis of the above, please contact:

- Raufoss Metall GmbH
- and, if necessary,
- Kiwa Nederland B.V.

Consult the supplier's processing guidelines for the proper storage and transport methods.